

Submission Process



deen darlianto <deendarlianto@ugm.ac.id>

Successfully received: submission The effect of ethylene glycol concentration on the interfacial dynamics of the successive droplets impacting onto a horizontal hot solid surface for International Journal of Thermal Sciences

1 message

International Journal of Thermal Sciences <EvisSupport@elsevier.com>
Reply-To: thesci@elsevier.com
To: deendarlianto@ugm.ac.id

Fri, Jun 28, 2019 at 8:29 AM

This message was sent automatically.

Ref: THESCI_2019_1054

Title: The effect of ethylene glycol concentration on the interfacial dynamics of the successive droplets impacting onto a horizontal hot solid surface
Journal: International Journal of Thermal Sciences

Dear Dr. Deendarlianto,

Thank you for submitting your manuscript for consideration for publication in International Journal of Thermal Sciences . Your submission was received in good order.

To track the status of your manuscript, please log into EVISE® at: http://www.evise.com/evise/faces/pages/navigation/NavController.jspx?JRNL_ACR=THESCI and locate your submission under the header 'My Submissions with Journal' on your 'My Author Tasks' view.

Thank you for submitting your work to this journal.

Kind regards,

International Journal of Thermal Sciences

Have questions or need assistance?

For further assistance, please visit our [Customer Support](#) site. Here you can search for solutions on a range of topics, find answers to frequently asked questions, and learn more about EVISE® via interactive tutorials. You can also talk 24/5 to our customer support team by phone and 24/7 by live chat and email.

Copyright © 2018 Elsevier B.V. | [Privacy Policy](#)

Elsevier B.V., Radarweg 29, 1043 NX Amsterdam, The Netherlands, Reg. No. 33156677.

Manuscript Details

Manuscript number	THESCI_2019_1054
Title	The effect of ethylene glycol concentration on the interfacial dynamics of the successive droplets impacting onto a horizontal hot solid surface
Article type	Research Paper

Abstract

The aim of the present work was to conduct the visualization study on the effect of the ethylene glycol concentration on the interfacial behavior of successive droplets during the impact onto a horizontal hot solid surface. The tested liquid droplets were pure water and two ethylene glycol-water mixtures, which contain 10 % and 20 % of ethylene glycol. As a solid surface, a polished cylindrical plate of stainless steel (SUS 304), the surface roughness was 0.06 μm . The surface temperatures were varied from 110° to 240° C. The detailed phenomena during the droplet impact were recorded by using a high-speed video camera with the frame speed of 2000 fps and the resolution of the 1024 x 768. In addition, an own developed image processing technique was also implemented to obtain the quantitative parameters, such as the spreading ratio and the apex height during the droplet onto a hot solid. As a result, the interfacial dynamics of the successive droplets were clarified. The interfacial behavior of the droplet impact was strongly affected by the boiling regimes. Moreover, the effect of ethylene glycol concentration on the investigated phenomena, such as the generation of small bubbles, the recoiling process, and the maximum spreading as well as apex height were comprehensively presented.

Keywords	Spray cooling; Successive droplets; Spreading ratio; Apex height
Corresponding Author	Deendarianto Deendarianto
Corresponding Author's Institution	Gadjah Mada University
Order of Authors	Teguh Wibowo, Arif Widyatama, Samsul Kamal, Indarto Indarto, Deendarianto Deendarianto

Submission Files Included in this PDF

File Name [File Type]

Cover Letter_sucsesive droplet.doc [Cover Letter]

highlights.docx [Highlights]

Manuscript text.docx [Manuscript File]

Figure.docx [Figure]

To view all the submission files, including those not included in the PDF, click on the manuscript title on your EVISE Homepage, then click 'Download zip file'.

Research Data Related to this Submission

There are no linked research data sets for this submission. The following reason is given:
Data will be made available on request

Yogyakarta (Indonesia), June 28th, 2019

To: Editor in Chief of **International Journal of Thermal Sciences**

Paper submission for the **International Journal of Thermal Sciences**

Dear Sir,

We would like to submit an original manuscript for the publication in “**International Journal of Thermal Sciences**” title:

The effect of the concentration of ethylene glycol on the interfacial dynamics of the successive droplets impacting onto horizontal hot solid surface

The authors of the paper are:

Teguh Wibowo, Arif Widyatama, Samsul Kamal, Indarto, Deendarlianto

The aim of the present experimental study was to conduct the visualization study on the effect of the concentration of the ethylene glycol on the interfacial behavior of successive droplets during the impact onto a horizontal hot solid surface. The tested liquid droplets were pure water and pure water that contain 10% and 20% Ethylene glycol. The surface temperatures were varied from 110° to 240° C. The tested solid material was polished stainless steel (SUS 304) with the surface roughness of 0.06 μ m. To capture the detailed interfacial behavior during the droplet impact, a high-speed video camera with the frame speed of 2000 fps and the resolution of the 1024 x 768 was used. The developed image processing technique was implemented to obtain the quantitative parameter, namely the spreading ratio and the apex height.

As a result, the interfacial dynamics of the successive droplets were clarified. It was found that the droplet interfacial behavior differs strongly affected by the boiling regimes. Moreover, the effect of ethylene glycol concentration on various phenomena, such as the generation of small bubbles, the recoiling process, and the value of maximum spreading ratio as well as apex height were comprehensively presented.

We are sure that the submitted paper has a significant effect on the conception development in the spray cooling technologies. For any question or problem, please ask me.

With Best Regards

Dr. Deendarlianto
Department of Mechanical & Industrial Engineering,
Faculty of Engineering, Gadjah Mada University,
Jalan Grafika No. 2, Yogyakarta 55281, Indonesia.
Phone & Fax: (+62) 274 521673
Email: deendarlianto@ugm.ac.id

HIGHLIGHTS

- The effects of the ethylene glycol on the behavior of successive droplets impact onto a horizontal hot solid surface were studied.
- The tested liquid droplets were pure water and pure water that contain 10% and 20% ethylene glycol.
- The tested solid material was polished stainless steel (SUS 304) with the surface roughness of $0.06\mu\text{m}$.
- The droplet interfacial behavior strongly affected by the boiling regimes.
- The effect of ethylene glycol the phenomena of the bubble generation and recoiling were comprehensively presented.

The effect of ethylene glycol concentration on the interfacial dynamics of the successive droplets impacting onto a horizontal hot solid surface

Teguh Wibowo^{1,3}, Arif Widyatama², Samsul Kamal^{1,2}, Indarto^{1,2}, Deendarlianto^{1,2,*}

¹*Department of Mechanical & Industrial Engineering, Faculty of Engineering Gadjah Mada University, Jalan Grafika No.2 Yogyakarta 55281, Indonesia*

²*Center for Energy Studies, Gadjah Mada University, Sekip Blok K 1A, Kampus UGM, Bulaksumur, Yogyakarta 55281, Indonesia*

³*Department of Mechanical Engineering, Sekolah Tinggi Teknologi Adisutjipto, Jl. Janti Blok R. Lanud, Yogyakarta 55198, Indonesia*

ABSTRACT

The aim of the present work was to conduct the visualization study on the effect of the ethylene glycol concentration on the interfacial behavior of successive droplets during the impact onto a horizontal hot solid surface. The tested liquid droplets were pure water and two ethylene glycol-water mixtures, which contain 10 % and 20 % of ethylene glycol. As a solid surface, a polished cylindrical plate of stainless steel (SUS 304), the surface roughness was 0.06 μm . The surface temperatures were varied from 110° to 240° C. The detailed phenomena during the droplet impact were recorded by using a high-speed video camera with the frame speed of 2000 fps and the resolution of the 1024 x 768. In addition, an own developed image processing technique was also implemented to obtain the quantitative parameters, such as the spreading ratio and the apex height during the droplet onto a hot solid.

As a result, the interfacial dynamics of the successive droplets were clarified. The interfacial behavior of the droplet impact was strongly affected by the boiling regimes. Moreover, the effect of ethylene glycol concentration on the investigated phenomena, such as the generation of small bubbles, the recoiling process, and the maximum spreading as well as apex height were comprehensively presented.

Keywords: *Spray cooling; Successive droplets; Spreading ratio; Apex height*

***Corresponding Author :**

Deendarlianto
Department of Mechanical and Industrial Engineering
Faculty of Engineering, Gadjah Mada University, Indonesia
Phone and Fax: +62 274 521673
Email: deendarlianto@ugm.ac.id

1. Introduction

The cooling system utilizing liquid media becomes a critical part in various industry, especially the metal industry which work under a high temperature. For instance, the quenching process of metal by using the spray cooling is essentially needed to achieve the desired metal structure as well as improve the material properties such as the strength and hardness. Several methods have been developed to fulfill the importance of each related aspect and were reported that the spray cooling has shown its effectiveness as a thermal control [1]. The main advantages of this method were realized by previous researchers, such as Deendarlianto et al. [2], who concluded that the heat fluxes produced by liquid droplet impacting onto a hot surface is much higher than that of the forced convective cooling. Furthermore, the spray cooling is also widely known due to its ability to adapt in various cooling situations as well as savings in flow rate requirements [3].

Besides the application of spray cooling, the liquid droplet can be widely implemented in others field of works, such as in the combustion process of liquid fuel [4], the inkjet technology in the printing system [5], and spray coating [6]. Those facts also indicate that comprehensive knowledge is essentially needed since the desired effect may vary according to the application [7]. A fundamental understanding of droplet interfacial dynamics is also crucial to handle some controllable parameters during the operation process such as wettability, impact speed, and the surface temperature [8]. For instance, the parameter of surface temperature should consider the Leidenfrost phenomena which strongly influence the heat transfer performance. It is described as the presence of thin vapour layer which prevents the contact between droplet and surface from the droplet surfaces. The research conducted by Chandra and Avedisian [9] pointed out the importance of Leidenfrost point producing the longest evaporation time and the lowest high transfer rate.

Boiling is defined as the phase transformation from liquid to vapour under a particular condition. When a solid surface is exposed to a liquid and maintained above the saturation temperature of the liquid, boiling occurs. Liang and Mudawar [10] classified evaporation regimes according to the wall temperatures and evaporation behavior. The regimes are film evaporation, nucleate boiling, transition boiling, and film boiling. Moreover, Bernardin et al. [3] reported that the regimes of a droplet impacting hot surface are strongly affected by surface temperature, in which the impact behavior can be analyzed by using the Weber number. Furthermore, the new phenomena of critical heat flux and Leidenfrost points showed little sensitivity with the change of the drop velocity and impact frequency. The detailed observation of the evaporation characteristics and droplet break up event was also conducted by Ko and Chung [11]. As a conclusion, the above studies reveal that each regime experiences different mechanisms and strongly influences the heat transfer process and the fluid flow. Therefore, an in-depth analysis of these aspects has attracted the researchers attention [12].

In general, the phenomenon of a liquid droplet impacting hot surfaces can be explained as follows. As the droplet comes out from the droplet generator and hits a hot surface, it experiences the change of movement direction. The kinetic energy in the droplet body is released into the radial direction. After reaching the maximum spreading diameter, the droplet retracts back under the action of surface tension [13], and produces a complex phenomenon. Each case produces a different behavior since it is influenced by many factors such as droplet diameter [14,15], the fluid properties [16,17], the surface roughness [18,19, and 20], and the surface material [21,22].

The recent study is even expanded into a more intricate matter since both in nature and industrial application, the occurred phenomena is certainly more complicated than that of the impact of a single droplet. Most of the droplets act in the form of successive droplets, which means the interaction between droplets should be

considered in the analysis. For this reason, Fujimoto et al. [23] argued that the fundamental understanding during the successive droplets impinging onto a hot solid surface requires extensive investigations. Several Comprehensive research on the successive droplets has been conducted by previous researchers [23 - 27] to gather droplet characteristics. In term of experiments, Fujimoto et al. [28] have utilized two directional photography to capture the phenomena of two successive water droplets impacting Inconel alloy and successfully discuss the droplet collision as well as the effect of the spacing between the two droplets. Furthermore, numerical investigation, covering volume-of-fluid to determine the free liquid of surface and continuum surface force model to calculate the surface tension, has also been also conducted by Tong et al. [29] and successfully obtained detailed flow fields of the liquid and provide the physics during the impingement behavior. However, the available research related to successive droplet has not revealed all phenomena, especially in term of research presenting high-quality data which support the quantitative analysis. The recent trend research proves that image processing analysis has become a reliable method to support the visualization studies and enrich the analysis process. Hence, it is important to carry-out more experimental works regarding the behavior of successive droplets impacting onto a hot solid surface.

Although the water is still considered as the most favorite liquid for spray cooling, it is also important to find a proper method to enhance the cooling performance of the droplet by adding the surfactant or other liquid to form a solution. Cui et al. [30] compared three kinds of salts (NaCl , Na_2SO_4 , and MgSO_4) on metal cooling behavior. They mentioned that each salt produces a particular effect on the various parameter such as nucleate boiling heat transfer and boiling transition. Clay and Miskis [31] investigated the effect of surfactant on the droplet spreading, and concluded that the increase of the surfactant decreases the spreading rate of the droplet due to the formation of a negative surface tension gradients near the contact line. Next, Pontes et

al. [32] performed an experimental study to examine the effect of the ethanol-water solution on the single droplet impacting onto a hot solid surface. They reported that the ethanol-water solution reaches the maximum spreading diameter slightly faster than the water. In addition, the spreading diameter of the ethanol solution was larger than that of the water. Although the importance of the effect of the physical properties on the droplet behavior was examined by previous researchers, a complete understanding of it has not achieved yet. Therefore, the droplet dynamics should be deeply investigated to obtain more detailed information, such as the entrainment of the small bubble, and explain how the change of fluid properties affects the droplet dynamics.

From the above facts, it is noticed that most of the researcher were conducted in single impact condition whereas, in the practical application, the multiple successive droplets are often found. In addition, it is also noticed also that a comprehensive study on the effect of fluid properties is rarely discussed. Hence, the aim of the present experimental study is to investigate the effect of the concentration of ethylene glycol in a water solution on the interfacial dynamics during the successive droplets impinging onto a hot solid surface. For that reason, the pure water and the ethylene glycol-water mixture were used as the working fluid. The surface temperatures were carefully selected to represent a specific boiling regime. Next, the developed image processing technique was implemented to gather the main quantitative parameters from the video images obtained from the experiments. Finally, the result from this work hopefully provides more detailed information on the interfacial characteristics of successive droplets, in term of the properties of fluid dependence on relating phenomena experimentally.

2. Experimental apparatus and procedures

The schematic diagram of the experimental apparatus used in the present experimental study is shown in Fig. 1. The apparatus consists of a hot solid surface

equipped with an induction heater, a droplet generator to produces the successive droplets, a high-speed video camera, and the illumination system to capture the detailed image of the droplets.

To produce successive droplets, a droplet generator was used. The droplet generator consists of two main parts. Those are the droplet injector and the fluid tank. The injector needle was used to inject the droplets to the surface at 50 mm above the hot surface. In the present work, the diameter and the frequency of the droplet were 3.12 mm and 8.5 droplets per second, respectively.

In the present experimental work, an induction heater, as shown clearly in Fig. 2 was used as a heat source. The main parts of the induction heater are a large copper coil, power supply, controller, and a cooling fan. The hot surface used in the present experiment was polished stainless steel (SUS 304). The surface roughness was $Ra=0.06\ \mu\text{m}$, as shown in Fig. 3. The temperature was monitored by using K-type thermocouple. Three thermocouples were placed in a specific place on the surface to ensure the surface temperature can be measured accurately. In the present experiment, the surface temperatures were set from 110°C to 210°C , to cover the boiling regimes from nucleate to film boilings.

In the present experimental study, pure water was used as one of the working fluid. In the present report, it is denoted as OEG. To reveal the effect of ethylene glycol on the droplet behavior, two other solutions contain 10% and 20% ethylene glycol were also used, and those are denoted as 10EG and 20EG, respectively. Moreover, the fluid properties of the test fluids are listed in Table 1. In addition, the dimensionless parameters of each working fluids are shown in Table 2. In the Table 2, Re , We , and Oh derive the Reynolds, Weber, and Ohnesorger numbers respectively.

To record the behavior of the successive droplets during the impacting onto a hot solid surface, a high-speed video camera of phantom MIRO M310 was utilized. The resolution of the camera and the frame speed were 1024 x 768, and 2000 fps respectively. To improve the light condition, a set of LED lamps were placed behind the hot surface. Between the light source and the hot surface, a diffusive layer was also installed to produce uniform lighting. After the video images of the successive droplets were recorded, those were transferred to the personal computer to conduct the detailed analysis.

The developed image processing technique was implemented to obtain the quantitative parameter of the droplet. A subset of the present author (Mitrakusuma et al. [33]) developed the sequence steps to obtain quantitative parameters on the single droplet impacting onto a horizontal hot solid surface. In the present work, some improvements and adjustments to the image processing codes were implemented due to the difference of the experimental condition. The sequence steps of the implemented image processing technique are as follows. First, the raw image was loaded, and followed by cropping and rotating function to remove the unnecessary part and to fix the misalignment on the horizontal axis, as shown in Fig. 4a. Next, a median filter was applied to reduce the noise. In the present work the quality of the raw image was already good. Hence, there is no more preprocessing steps should be conducted.

Furthermore, the images were converted into a binary image, as shown in Fig. 4b. The threshold value was determined carefully since it strongly affects the contour of the droplet. In most cases, the value of 0.50 was used as the threshold value. As the object representing the droplet was successfully determined, the interfacial can be detected by using the “find edge” function in a commercial MATLAB software. As shown in Fig. 4c, the edge of the object as illustrated with a red line, shows a good agreement when it is overlapped with the raw image. If the results are unsatisfactory,

the threshold value should be evaluated. The last is the measurement of the spreading diameter and the height of the droplet by tracking the position of the edge of the droplet, as shown in Fig. 4d. In the analysis, the measurement data were focused on the time variation of the spreading ratio and apex height of the droplet. Here, the spreading ratio (d/d_o) is defined as the ratio of the droplet-spreading diameter (d) to the initial droplet diameter (d_o). In addition, Apex height (h/d_o) is the ratio of the droplet height (h) to the initial droplet diameter (d_o). The spreading ratio and apex height than are arranged in the form of time series data, to ease the analysis of droplet phenomena, the dimensionless time (τ) is utilized and is defined:

$$\tau = \frac{t.v}{d_o} \quad (1)$$

where t is time measured from the first impact, v is the impact velocity, d_o is the initial impact diameter of the droplet. $\tau = 0$ is the initial time of the droplet starts to impact the hot surface.

3. Result and discussions

In the next section, the collision behavior of the first droplet and the second droplet is analyzed to obtain the behavior of the successive droplets impacting onto a hot solid surface. The discussion will be specifically focused on the dynamic behavior of successive droplets impacting onto a hot solid surface in the region of the surface temperatures from the nucleate boiling to the critical heat flux (CHF). The effects of the additional ethylene glycol on the water solution, which directly affect the fluid properties such as the boiling temperature, viscosity, and the surface tension, are also considered

3.1. Collision dynamics of the successive droplets impacting onto a hot solid surface of the surface temperature of 110°C

Fig. 5 shows the interfacial behavior of the first droplet onto a hot solid surface at the surface temperature of 110°C to represent the bubble formation nearly region of nucleate boiling. The tested fluid were pure water (0EG), 10% ethylene glycol water solution (10EG), and 20% ethylene glycol water solution (20EG). Fig. 5 shows that the addition of ethylene glycol affects the bubble entrainment behavior. Close observation of Fig. 5 reveals that the first tiny bubble generation inside the droplet of 0EG, 10EG, and 20EG occur at $\tau = 7.05$, 8.23, and 10.19, respectively. This means that the addition of ethylene glycol postpones the onset of the boiling points of the solution, whereas the tiny bubble grows slower at a higher concentration of ethylene glycol. The trapped bubble mechanism inside the impacting droplet was clearly explained by Nejad et al. [34]. They reported that under the room temperature, is generated by the presence of trapped air during the initial contact of the droplet and the surface. As the droplet hits the surface, the air below the droplet is forced out to produce a sudden increment of the pressure gradient between the droplet and the surface. It leads to the formation of the bubble entrainment as also reported by Liang et al. [12] who investigated the contact vaporization during the droplet impinging onto a hot surface.

Fig. 6 shows the time variation of the droplet interfacial during the successive droplets impacting onto a hot solid surface at the surface temperature of 110 °C. Moreover, the time variations both of d/d_o and h/d_o are shown in Fig. 7. From the visual observation, it is noticed that in general, the droplet interfacial of 0EG, 10EG, and 20EG show the similar behavior during the impact process. In Fig. 6, $\tau = 0$ represents the initial impact time of the droplet. As soon as the first droplet impacts the hot surface, the droplet spreads to form a disk shape liquid. It is possibly due to the sudden change of the momentum from vertical to the radial direction. The droplet then expands to the maximum diameter. On the other hand, as shown in the upper part of

Fig. 7, the h/d_o decreases gradually during the spreading process and reaches the minimum value. The maximum d/d_o is achieved around $\tau = 2.35$ and characterized by the occurrence of a flat liquid surface surrounded by the thicker liquid film. The maximum d/d_o of 0EG, 10EG, and 20EG are achieved at 2.52, 2.40, and 2.66, respectively. Next, the addition of 20% ethylene glycol on the water solutions gives the highest of the maximum d/d_o of the first droplet. It is possible due to the presence of ethylene glycol decreases the surface tension of the liquid droplet. Therefore, the droplet spreads more easily at a higher concentration of ethylene glycol.

Further observation of Fig. 6 and Fig. 7 indicate that as time goes by the droplet interfaces move back to the center, and the recoil process occurs at $\tau = 3.52$. The d/d_o decreases until below 2, and the droplet keeps their position to stick on the hot surfaces. The obtained results are in a good agreement with that Bai and Gossman [35] who developed a methodology for spray impingement simulation, for automotive simulation applications. Next, as also shown in Fig. 7, the h/d_o of 0EG droplet increases gradually, whereas the d/d_o drops significantly. On the other hand, the changes of the d/d_o and the h/d_o of 10EG and 20EG droplet are not as high as of 0EG. This is possible due to the effect of the liquid viscosity, whereas the lower the concentration of ethylene glycol concentration, the higher the liquid viscosity. Here, the viscosity acts as a resistive force to dissipate the flow induced by the capillarity force. As a result, the droplet doesn't show a significant recoiling process. In addition, 0EG contains relatively low viscosity and high surface tension. The potential energy resulted from the impact processes is partially converted into kinetic energy. Consequently, the droplets recoil faster and a high deviation during recoil and the oscillation process can be observed. The observed phenomena are also in a good agreement with that of Kim and Chun [36]. After the droplet reaches the maximum recoiling process, the droplet oscillates several times until it reaches the stable

condition. The droplet oscillation occurs due to the difference of the momentum and pressure between the droplet and its surroundings as also reported by Mitrakusuma et al. [33].

In the next section, the phenomena around the impingement of the second droplet will be discussed. Since the surface temperature is still low, the first droplet tends to stay at the surface. Next, the second droplet hits precisely the center of the first droplet. After the first droplet coalesces with the second droplet, the liquid swelling of coalescence droplet occurs. The liquid swelling is caused by force from the impact velocity of the second droplet, as also reported by Fujimoto et al. [37]. It results in the radially spreading on the upper part of the first droplet, which increases the d/d_o . As shown in Fig. 7, the maximum d/d_o increases significantly due to the presence of the second droplet. In the figure also shows that the maximum d/d_o of the 0EG, 10EG, and 20EG are 3.04, 2.91, and 3.26, respectively., it is also noticed that the presence of the second droplet also causes the coalescence droplet stays at a longer time on a hot solid surface. Therefore, it increases the amount of heat transferred from the hot surface to the liquid.

3.2. Collision dynamics of the first and second droplets impacting onto a hot solid surface at temperature of 160°C

It should be noted from the previous investigations that the increase of surface temperature affects the droplet impact behavior. Here, the surface temperature was set at 160°C, representing the phenomena around the transition boiling region. It is also important to investigate whether the change of fluid properties affects the droplet dynamics. Fig. 8 shows the dynamics behavior of 0EG, 10EG, and 20EG during the successive droplets impacting onto a hot solid surface of the surface temperature of 160°C, while Fig. 9 shows the evolution of the corresponding both of d/d_o and h/d_o . As shown in Fig. 8, after the first droplet impacts the hot surface, the generation of the

tiny bubbles due to the boiling process can be easily observed at the droplet surface. Close observation of the figure reveals that there are more generated tiny bubbles on the 0EG droplet compared to that of both of 10EG and 20EG. This means that the boiling exists earlier at a lower concentration of ethylene glycol.

In term of the spreading phenomenon, it is found that the 20EG produces the highest d/d_o as shown clearly in Fig. 9. The maximum d/d_o of 20EG, 10EG and 0EG are 2.95, 2.62, and 2.68, respectively. The detail observation on the recoil process indicates that the 0EG droplet produces the highest h/d_o . It can be explained as follows. The transferred heat from the hot surface to the liquid causes the presence of a local temperature difference inside the droplet. The natural convection leads the liquid motion and creates a local fluid flow. However, the obtained energy from the droplet impact is big enough to overcome the local turbulence inside the liquid, therefore the droplet behavior is the same as the surface temperature of 110°C. As time progresses, a number of the tiny bubbles were formed. It is due to a higher heat transfer rate between the droplet and the hot surface as reported by Riswanda et al. [38]. The number of transferred heat from the hot surface to the liquid also rises, which leads to an increase in the number of the tiny bubbles inside the liquid droplet increase too. The boiling point of the 0EG droplet is achieved faster that of 10EG and 20EG, hence the number of tiny bubbles in 0EG increases significantly. Here, the small bubble interaction and the liquid flow turbulence inside the liquid droplet lead the droplet to expand. As a result, the d/d_o of the 0EG droplet during the recoil process is slightly higher than to that of 10EG and 20EG. The presence of the small bubble inside of the liquid also influences the surface of the droplet. The higher amount of the small bubble causes the droplet surface is not as smooth as that of 10 EG and 20EG, in which the droplet tends to be wavy.

As time progresses to $\tau = 66.6$ as shown in Fig. 8, it is observed that the evolution of d/d_o and h/d_o are strongly influenced by the behavior of the generated bubble inside the liquid. This phenomenon is different from that of the previous case at the surface temperature of 110°C , where the momentum of the droplet plays an important role. As shown in Fig. 9, the second droplet hits the first droplet at around $\tau = 90.9$. Quantitatively, the presence of the second droplet improves the d/d_o which represents the wettability of the droplet. Moreover, it is also observed that after the droplet coalescence, the fluctuation on the droplet surface suddenly decreases. At $\tau = 94.0$, the droplet surface looks smoother, and the center of droplet almost free from the small bubble as shown clearly in Fig. 8.

Fig. 10 shows the detailed illustration of the droplet expansion due to the presence of a generated bubble inside the droplet. The expansion spreading droplet is affected by the boiling point of the droplet. Generated bubble inside the droplet causes both of d/d_o and h/d_o tend to increase during the time. In addition, the formation of the secondary droplet was also detected during this phase. Cossali et al. [39] noted that the presence of secondary droplet is strongly related to the bubble behavior inside the liquid droplet. As the droplet impacts onto a hot solid surface, the heat is transferred from the surface into the liquid. The boiling triggers the formation of the small bubbles. The bubble grows and breaks the liquid lamella to form a secondary droplet. Another important thing should be considered that the secondary droplet is firstly observed at the 0EG droplet ($\tau = 5.48$) while it appears at 10EG and 20EG at $\tau = 6.66$ and 10.97 , respectively. The possible reason is at a lower liquid viscosity, the droplet tends to separate easily to form the tiny satellite droplets as also reported by Bernardin et al. [3].

3.3. Collision dynamics of the first and second droplets impacting onto a hot solid surface at the surface temperature of 210°C

Fig. 11 shows the dynamics of the first and second droplets impacting onto a hot solid surface of 0EG, 10EG, and 20EG at the surface temperature of 210°C, whereas the corresponding evolution of d/d_o and h/d_o are depicted in Fig. 12. This surface temperature represents the temperature in the region of transition boiling. As shown in Fig. 11, the observed phenomena are almost the same as the phenomena the surface temperature of 160°C. That is the generated bubbles increase more easily at 0EG than that of 10EG and 20EG. Next, the droplet surface becomes lumpier for all the tested liquids. Those are shown clearly at $\tau = 2.35$. On the other hand, it is also noticed that the maximum d/d_o of 0EG is achieved at $\tau = 3.13$ while that of both of 10EG and 20EG are at $\tau = 2.35$. As the heat transfer process from the surface to the liquid occurs, the presence of local liquid flow and a high number of generated tiny bubble causes the spreading process at 0EG is slightly interrupted.

Next, the droplet starts to recoil as soon as the maximum spreading diameter is achieved. This process is followed by the boiling process on the droplet body. The maximum h/d_o of 0EG, 10EG, and 20EG droplet are 1.36, 0.96, and 1.13, respectively, as depicted clearly in Fig. 13. In addition, it shows that more secondary droplets both vertical and horizontal directions were observed in comparison to that the lower surface temperature. At 0EG, the boiling occurs faster and leads to the formation of thin vapor layer below the droplet. Due to the 0EG droplet has the lowest boiling point, therefore the droplet recoil and the maximum h/d_o occurs easily.

After the recoil of the 0EG, the d/d_o decreases, while the d/d_o both of 10EG and 20EG tend to increase slightly. Close observation of Fig. 12 reveals that at 0EG, the occurrence of the secondary droplet is more often observed in comparison to that of 10EG and 20EG. As a result, the droplet volume of 0EG reduces significantly and

the d/d_o decreases. Although the volume of OEG loses partially due to the formation of the secondary droplet, the droplet is still able to stick on the hot surface until the presence of the second droplet. From the visual observation, it can be concluded that the presence of the second droplet has successfully improved the wettability. Similar to the previous cases, the 20EG droplet shows the highest maximum d/d_o . In detail, the maximum d/d_o for 0EG, 10EG, and 20EG, are 3.02, 3.12, and 3.78, respectively.

The analysis of the observed phenomena indicates that at the surface temperature of 110°C, the droplet tends to be stable after the second droplet impacts. While at the surface temperature of 160°C, the expansion process due to the bubble growth and fluid turbulence causes the increase of d/d_o . At a higher surface temperature of 210°C as an example, the d/d_o generally decreases due to a higher rate of the evaporation and the formation of the secondary droplets.

3.4. Effect of the second droplet impact on the collision behavior

The increase of d/d_o during the successive droplets phenomena are strongly affected by the condition of the first droplet before the appearance of the second droplet, whether it spreads, recoils, bounces, or splashes. Fig. 14 shows the obtained phenomena during the impact of the second droplet under the various surface temperatures. Here, the 20EG is taken as an example. Close investigation on the figure reveals that at the surface temperature of 110°C, the second droplet appears when the first droplet spreads and completely sticks with hot surfaces. As a result, the second droplet effectively coalesces, therefore the d/d_o can be improved. While at the surface temperature of 160°C, the first droplet boiled and followed by the expansion process. The secondary droplet starts to appear and results in a decrease of droplet volume. The presence of the second droplet successfully improves the d/d_o although it is not as effective as the case of the surface temperature of 110°C. At the surface temperature

of 210°C, the evaporation rate increases, and more secondary droplets are generated. Therefore the droplet volume decreases significantly. At this surface temperature, the increase of d/d_o due to the presence of the second droplet is smaller than that of 110°C and 160°C.

Fig. 15 shows the visualization of the droplet impingement onto a hot solid surface at the surface temperature of 230°C. Fig.15 (a), (b), and (c) correspond to the cases of 0EG, 10EG, and 20EG, respectively. In figure 15(a), the first droplet bounces and moves from the initial impact position. While Fig. 15(b) shows that the first droplet of the 10EG maintains its position, so the second droplet can significantly improve the d/d_o since it completely hits the first droplet. During the impact phenomena of 10EG, the first droplet tends to stay in the initial position because of the slower rate of the boiling process. In addition, the droplet only experiences a small change of the surface tension. The impact phenomena of the 20EG depicted in Fig 15(c). Here, the 20EG droplet shows the similar behavior to that of 10EG, where as the first droplet tends to maintain its initial position. The facts indicate that the addition of ethylene glycol increases the boiling point of the mixtures. It also delays the formation of the thin gas film under the droplet, therefore, it able to hold its position until the impact of the second droplet.

Fig. 16 shows the effect of the surface temperatures and ethylene glycol concentration on the maximum d/d_o obtained from the present work. As shown in the figure, in the range of the surface temperatures of 110-120°C, the maximum d/d_o is affected by the dynamics of the impacting of the first and second droplets. On the other hand, in the temperature range of 130-230°C, the first droplet experience various phenomena, such as the evaporation, the bubble generation, and the presence of secondary droplet. It causes the fluctuation of the maximum d/d_o . If the surface

temperature is increased higher than 240°C, the thin vapor layer below the first droplet leads the bouncing of the first droplet from the hot surface. Consequently, the maximum d/d_o after the presence of the second droplet doesn't increase significantly.

From Fig. 16, it is also possible to determine the effect of the concentration of ethylene glycol on the maximum d/d_o . The increase of the maximum d/d_o due to the additional of 10 % and 20 % ethylene glycol on the pure water solution is obtained around 5.6% and 19.3%, respectively. In addition, the increase of maximum d/d_o due to the presence of the second droplet on the 0EG, 10EG, and 20EG droplets are 24.8 %, 33.7 %, and 31.4 %, respectively. Therefore, it is possible to conclude that the increase in the concentration of ethylene glycol, which directly reduces the surface tension, increases the spreading ratio.

Next, the comparison of the maximum spreading ratio obtained from the present study and available correlation from the previous researches as indicated in Table 3 can be observed in Fig. 16. Deendarlianto [2] used water impacting two modules of stainless steel coated by TiO₂. Liang et al. [40] performed the experiments by using three tested liquids, while Hatta et al. [41] used water impacting stainless steel, Inconel alloy, and silicon. Both Liang et al. [40] and Hatta et al. [41] agreed that the Weber number is the only main parameter affecting the spreading phenomena. Next, it is noticed that the available correlations were formulated only based on the first droplet impact phenomena. As shown in the figure, the correlation from Liang et al. [40] and Hatta et al. [41]. Overpredict to the present experimental data. The possible reason is due to those correlations were developed under the difference experimental conditions such as solid surface material and the liquid properties. Furthermore, the present data under estimate to that of Deendarlianto et al. [2] who conducted the experimental study under s higher impact velocity. The above fact indicates that the maximum spreading velocity of a droplet impacting onto a hot solid surface is

strongly affected by the experimental conditions and the liquid properties. Hence, it is important to conduct a further experimental study to obtain high quality data to formulate a new correlation, which represents the physics of successive droplets impacting onto a hot solid surface.

As concluded in the previous discussion, the increase of ethylene glycol concentration on the liquid solution improves the spreading ratio. Equally important, it is also noted that the addition of ethylene glycol also influences the Ohnesorge number, as indicated in Table 2, which strongly relates to resisting force during the spreading process. Fig. 17 shows that the increase of Ohnesorge number is also followed by the increase in the maximum spreading ratio. Close observation of the figure reveals that the ratio of the increase of Ohnesorge number is slightly higher than that of the ratio of increase of the spreading ratio. This means that the effect of viscosity is more dominant than that of surface tension during the impacting of successive droplets onto a horizontal hot solid surface.

Conclusions

The visualization study of the effect of the concentration of ethylene glycol on the interfacial dynamics of the successive droplets impacting onto a horizontal hot solid surface has been carried out. The concentration of ethylene glycol on the solution was varied from 0 to 20 %. The surface temperature was set at 100-240°C. The results are summarized as follows:

1. Ethylene glycol plays a significant role on the dynamic behavior of the successive droplets impacting onto a horizontal hot solid surface. At the surface temperature of 110°C, the increase of the concentration of ethylene glycol causes the decrease of the droplet oscillation after the spreading phase. In addition, the postpone growth

of tiny bubbles was also detected due to the addition of the concentration of ethylene glycol.

2. The addition of the concentration of ethylene glycol decreases the spreading velocity. It is possible due to the resistant forces increases as the increase of the liquid viscosity. Next, the formation of the secondary droplet is delayed as the concentration of ethylene glycol increases.
3. The maximum d/d_o both of first and second droplets increase as the increase of the concentration of ethylene glycol. The presence of the second droplet improves the wettability of the droplet.

Acknowledgments

The work was carried out within a special research project funded by Gadjah Mada University under the scheme of “Rekognisi Tugas Akhir”. Project number is 2127/UN1/DITLIT/DIT-LIT/LT/2019. The authors also would like to express their sincere appreciation to the member of Fluid Mechanics Laboratory, Department of Mechanical and Industrial Engineering, Faculty of Engineering Gadjah Mada University for their support.

REFERENCES

- [1] J. Shen, C. Graber, J. Liburdy, D. Pence, V. Narayanan, Simultaneous droplet impingement dynamics and heat transfer on nano-structured surfaces, *Exp. Therm. Fluid Sci.* 34 (2010) 496-503.
- [2] Deendarlianto, Y. Takata, S. Hidaka, Indarto, A. Widyaparaga, S. Kamal, Purnomo, M. Kohno, Effect of static contact angle on the droplet dynamics during the evaporation of a water droplet on the hot walls, *International Journal of Heat and Mass Transfer* 71 (2014) 691–705.
- [3] J.D. Bernardin, C.J. Stebbins, I. Mudawar, Mapping of impact and heat transfer regimes of water drops impinging on a polished surface, *International Journal of Heat Mass Transfer* 40 (1997) 247–267.

- [4] A.S. Moita, A.L.N. Moreira, Drop impacts onto cold and heated rigid surfaces: Morphological comparisons, disintegration limits and secondary atomization, *International Journal of Heat Fluid Flow* 28 (2007) 735–752.
- [5] A.K. Thokchom, Q. Zhou, D. Kim, D. Ha, T. Kim, Characterizing Self-assembly and Deposition Behavior of Nanoparticles in, *Sensors Actuators B. Chem.* (2017).
- [6] M. Eslamian, Spray-on Thin Film PV Solar Cells: Advances, Potentials, and Challenges, *Coatings* 4 (2014) 60–84.
- [7] S. Sikalo, and E.N. Ganic, Phenomena of droplet-surface interactions, *Experimental Thermal and Fluid Science* 31 (2006) 97–110.
- [8] Deendarlianto, Y. Takata, A. Widyatama, A.I. Majid, A. Wiranata, A. Widyaparaga, M. Kohno, S. Hidaka, Indarto, The interfacial dynamics of the micrometric droplet diameters during the impacting onto inclined hot surfaces, *International Journal of Heat and Mass Transfer* 126 (2018) 39–51.
- [9] S. Chandra and C.T. Avedisian, On the collision of a droplet with a solid surface, *Proceedings: Mathematical and Physical Sciences*, Vol. 432, No. 1884 (1991), pp.13-4.
- [10] G. Liang and I. Mudawar, Review of drop impact on heated walls, *International Journal of Heat and Mass Transfer* 106 (2017) 103–126.
- [11] Y. S. Ko and S. H. Chung, An experiment on the breakup of impinging droplets on a hot surface, *Experiments in Fluids* 21 (1996) 118-123.
- [12] G. Liang, X. Mu, Y. Guo, S. Shen, S. Quan, J. Zhang, Contact vaporization of an impacting drop on heated surfaces, *Experimental Thermal and Fluid Science* 74 (2016) 73–80.
- [13] N. Laan, K. G. de Bruin, D. Bartolo, C. Josserand, and D. Bonn, Maximum Diameter of Impacting Liquid Droplets, *Physical Review Applied* 2, (2014) 044018.
- [14] S.G. Whisenant, L.F. Bouse, R.A. Crane, and R.W. Bovey, Droplet Size and Spray Volume Effects on Honey Mesquite Mortality with Clopyralid, *J. Range Manage*, 46 (1993) 257-261.
- [15] D.R. Shaw, W.H. Morris, E.P. Webster, D.B. Smith, Effects of Spray Volume and Droplet Size on Herbicide Deposition and Common Cocklebur (*Xanthium strumarium*) Control, *Weed Technology*, 14 (2000) 321-326.
- [16] X. Zhang, and O.A. Basaran, Dynamic Surface Tension Effects in Impact of a Droplet with a Solid Surface, *Journal Of Colloid and Interface Science*, 187 (1997) 166-178.

- [17] T. Wibowo, A. Widyatama, S. Kamal, Indarto, Deendarlianto, The dynamics behavior of successive multiple droplets impacting onto hot surface under high concentration of ethylene glycol aquades solution, AIP Conference Proceedings 2001 (2018) 030009.
- [18] C. Tang, M. Qin, X. Weng, X. Zhang, P. Zhang, J. Li, Z. Huang, Dynamics of droplet impact on solid surface with different roughness, International Journal of Multiphase Flow, 96 (2017) 56-69.
- [19] Deendarlianto, Y. Takata, M. Kohno, S. Hidaka, T. Wakui, A. I. Majid, H. Y. Kuntoro, Indarto, A. Widyaparaga, The effects of the surface roughness on the dynamic behavior of the successive micrometric droplets impacting onto inclined hot surfaces, International Journal of Heat and Mass Transfer, 101 (2016) 1217–1226.
- [20] M. L. Hakim, T. Wibowo, A. Widyatama, Deendarlianto, Indarto, The effect of surface roughness on dynamic behaviour of the successive multiple droplets impacting onto aluminium hot surfaces, IOP Conf. Series: Materials Science and Engineering 434 (2018) 012183.
- [21] T. Wibowo, A. Widyatama, S. Kamal, Indarto, Deendarlianto, The effects of the material conductivity on the dynamics behavior of the multiple droplets impacting onto hot surface, AIP Conference Proceedings 1983 (2018) 020015.
- [22] E.R. Negeed, M. Albeirutty, Y. Takata, Dynamic behavior of micrometric single water droplets impacting onto heated surfaces with TiO₂ hydrophilic coating, International Journal of Thermal Sciences, 79 (2014) 1-17.
- [23] H. Fujimoto, S. Yoshimoto, K. Takahashi, T. Hama, H. Takuda, Deformation behavior of two droplets successively impinging obliquely on hot solid surface, Experimental Thermal and Fluid Science 81 (2017) 136–146.
- [24] T. Zhang, J.P. Muthusamy, J. Alvarado, A. Kanjirakat, R. Sadr, Experimental and Numerical Visualization of Droplet-Induced Crown Splashing Dynamics, J. Heat Transfer 139 (2017) 020909.
- [25] J.P. Muthusamy, T. Zhang, J. Alvarado, A. Kanjirakat, R. Sadr, Effects of High Frequency Droplet Train Impingement on Crown Propagation Dynamics and Heat Transfer, J. Heat Transfer 138 (2016) 020903.
- [26] H. Fujimoto, Y. Oku, T. Ogihara, H. Takuda, Hydrodynamics and boiling phenomena of water droplets impinging on hot solid, International Journal of Multiphase Flow 36 (2010) 620–642.
- [27] W. Jia, and -H. Qiu, Experimental investigation of droplet dynamics and heat transfer in spray cooling, Exp. Therm. Fluid Sci. 27 (2003) 829–838.

- [28] H. Fujimoto, T. Ogihara, S. Yoshimoto, T. Hama, H. Takuda, Successive Collision of Two Water Droplets with a Hot Solid, *International Journal of Transport Phenomena*, Vol. 13 Issue 3, (2013) p171-182.
- [29] A.Y. Tong, S. Kasliwal, H. Fujimoto, On the Successive Impingement of Droplet Onto Substrate, *Numerical Heat Transfer, Part A*, 52: (2007) 531–548.
- [30] Q. Cui et al., The effect of dissolving salts in water sprays used for quenching a hot surface: Part 1 – Boiling of single droplets, *ASME J. Heat Transfer* 125 (2003) 326.
- [31] M.A. Clay and M. Miksis, Effects of surfactant on droplet spreading, *AIP Physics of Fluids* 16, (2004) 3070332.
- [32] P. Pontes, E. Teodori, A.S. Moita, A.L.N. Moreira, U. De Lisboa, Time Resolved Infrared Analysis of Droplet Impacts onto Heated Surfaces Under Extreme Wetting Scenarios, (2017) 6–8.
- [33] W.H. Mitrakusuma, S. Kamal, Indarto, M.D. Susila, Hermawan, Deendarlianto, The dynamics of the water droplet impacting onto hot solid surfaces at medium Weber numbers, *Heat Mass Transfer* 53 (2017) 3085–3097.
- [34] V. Mehdi-Nejad, J. Mostaghimi, S. Chandra, Air bubble entrapment under an impacting droplet, *Physic of Fluids*. 15 (2003).
- [35] C. Bai, and A.D. Gossman, 1995. Development of methodology for spray impingement simulation. SAE Technical Paper. (1995) No. 950283.
- [36] H.Y. Kim, and J.H. Chun, The recoiling of liquid droplets upon collision with solid surfaces, *Physic of Fluids*. 13 (2001) 643–659.
- [37] H. Fujimoto, S. Ito, I. Takezaki, Experimental study of successive collision of two water droplets with a solid, *Experiment in Fluids*. 33 (2002) 500–502.
- [38] A. Riswanda, I. Pranoto, Deendarlianto, Indarto, T. Wibowo, Study on the effect of Weber Number to heat transfer of multiple droplets on hot stainless steel surface, *MATEC Web Conf.* 154 (2018) 1114.
- [39] G.E. Cossali, M. Marengo, M. Santini, Secondary atomization produced by single drop vertical impacts onto heated surfaces, *Experimental Thermal and Fluid Science* 29 (2005) 937–946.
- [40] G. Liang, S. Shen, Y. Guo, J. Zhang, Boiling from liquid drops impact on a heated wall, *Int. J. Heat Mass Transfer* 100 (2016) 48–57.
- [41] N. Hatta, H. Fujimoto, K. Kinoshita, H. Takuda, Experimental study of deformation mechanism of a water droplet impinging on hot metallic surfaces above the Leidenfrost temperature, *J. Fluids Eng.* 119 (1997) 692-699.

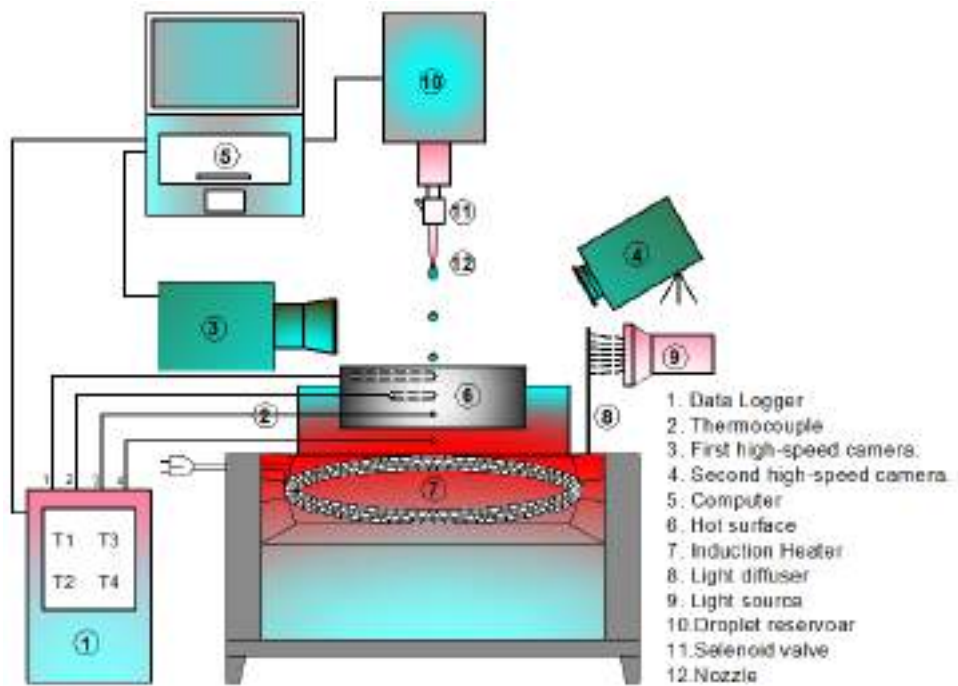


Fig. 1. The schematic diagram of the experimental apparatus.




Fig. 2. Inside view of the induction heater used in the experiment



Fig. 3. The stainless steel material

Table 1

The physical properties of tested liquid droplets at room temperature.

Fluids	ρ (kg/m^3)	σ (N/m)	μ (Pa.s)	d (mm)	v (m/s)
Pure water (0EG)	997	0.071	0.0008	3.25	1.009
10% ethylene glycol water solution (10EG)	1008	0.057	0.0011	3.12	1.100
20% ethylene glycol water solution (20EG)	1020	0.048	0.0014	3.16	1.102

Table 2

The dimensionless parameter

Fluids	We	Re	Oh
Pure water (0EG)	55.85	4457.8	0.00166
10% ethylene glycol water solution (10EG)	67.02	3093.9	0.00264
20% ethylene glycol water solution (20EG)	81.73	2278.9	0.00350

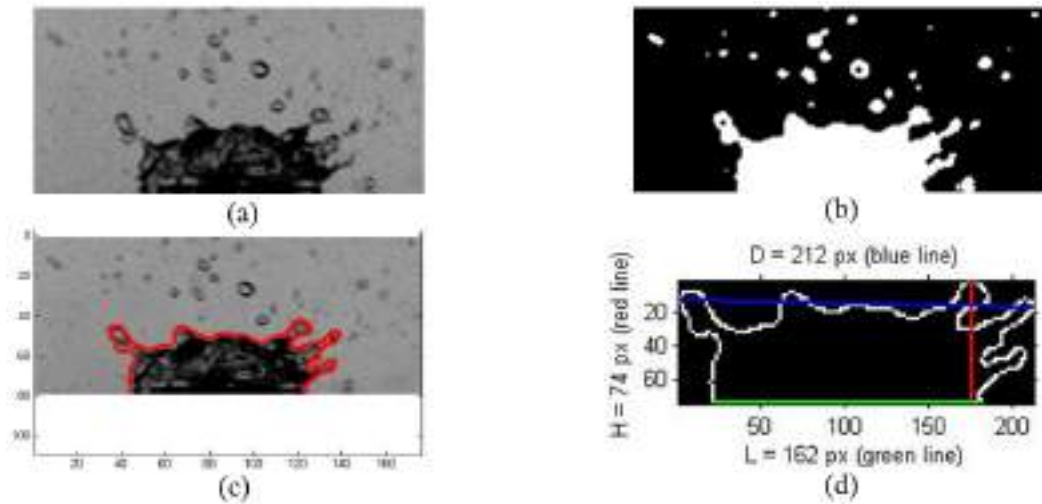


Fig. 4. The sequence steps of image processing technique used in the present work. (a) raw image, (b) binary image, (c) the object perimeter, (d) parameter measurement

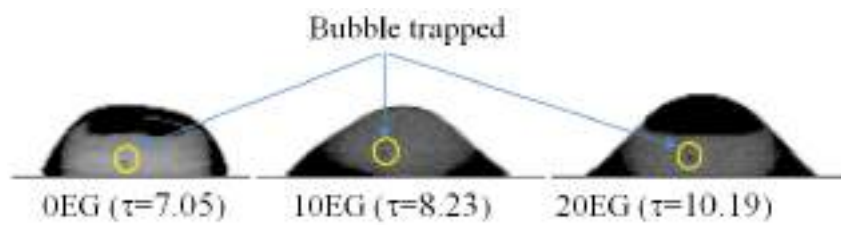


Fig. 5. Rise bubble entrainment at temperature 110°C

First Droplet						
τ	0EG		10EG		20EG	
	Front view	3D view 30°	Front view	3D view 30°	Front view	3D view 30°
0						
1.17						
2.35						
3.52						
5.87						
8.23						
10.5						
14.8						
Second Droplet						
τ	0EG		10EG		20EG	
	Front view	3D view 30°	Front view	3D view 30°	Front view	3D view 30°
93.2						
94.0						
98.7						

Fig. 6. The sequence images of the successive multiple droplets impacting the hot surface of 0EG, 10EG, and 20EG at temperature 110°C

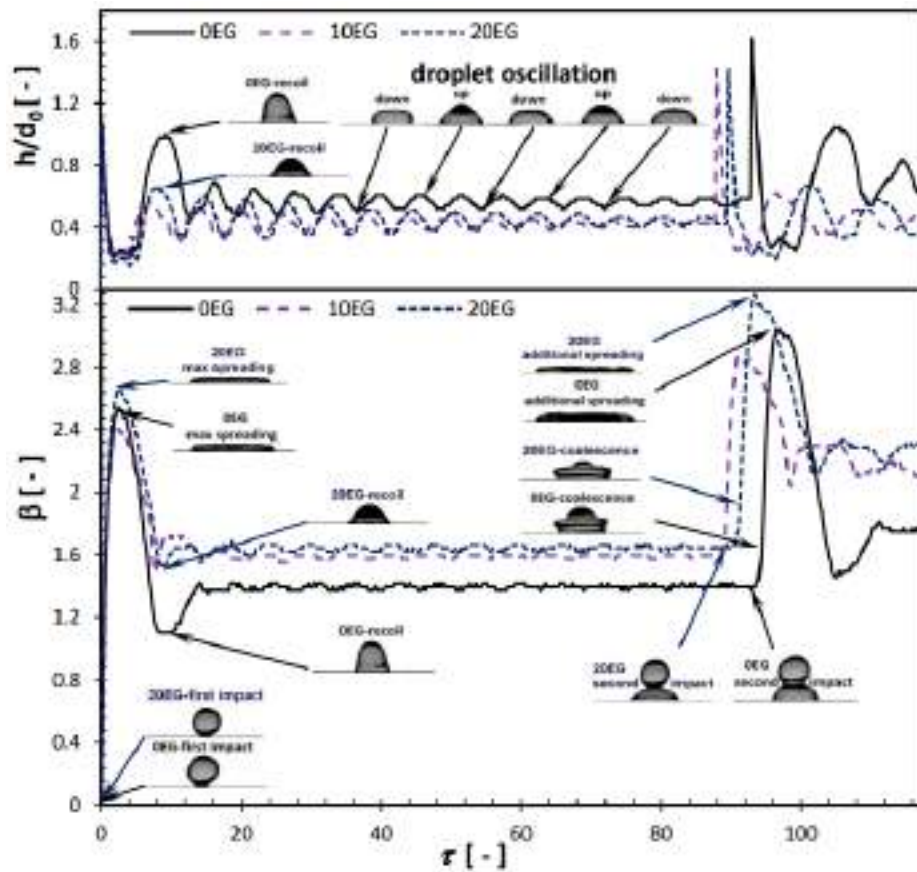


Fig. 7. The evolution of spreading ratio and apex of successive multiple droplets 0EG, 10EG, and 20EG at temperature 110°C

First Droplet						
τ	0EG		10EG		20EG	
	Front view	3D view 30°	Front view	3D view 30°	Front view	3D view 30°
0						
1.17						
2.35		coalescence 				
3.52						
5.87						
8.23						
10.5						
42.3						
66.6						
Second Droplet						
τ	0EG		10EG		20EG	
	Front view	3D view 30°	Front view	3D view 30°	Front view	3D view 30°
90.1						
90.9						
94.0						

Fig. 8. The sequence of images of the successive multiple droplets impact process of 0EG, 10EG, and 20EG at temperature 160°C

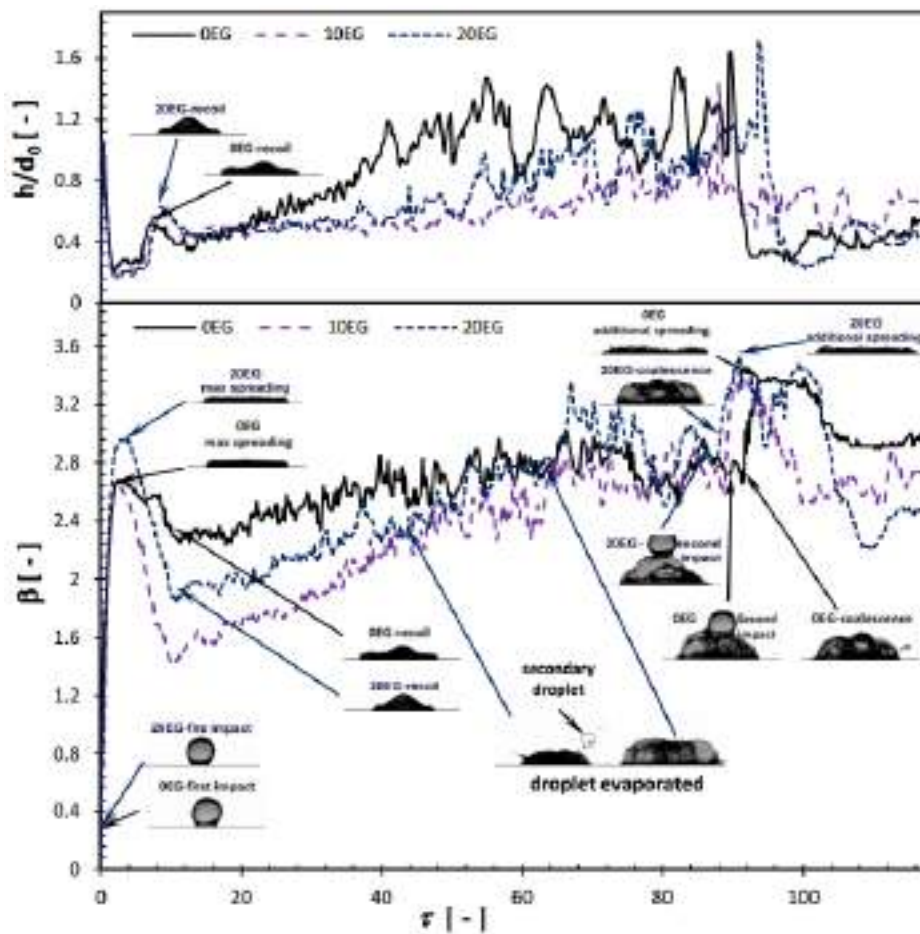


Fig. 9. The evolution of spreading ratio and apex of successive multiple droplets 0EG, 10EG, and 20EG at temperature 160°C




Fig. 10. Droplet spread increasing due to the expansion of bubble entrainment at the bubble inside the droplet at temperature 160°C

First Droplet						
τ	0EG		10EG		20EG	
	Front view	3D view 30°	Front view	3D view 30°	Front view	3D view 30°
0						
1.17						
2.35						
3.52						
5.87						
8.23						
10.5						
Second Droplet						
τ	0EG		10EG		20EG	
	Front view	3D view 30°	Front view	3D view 30°	Front view	3D view 30°
90.2						
91.7						
92.5						
100.3						

Fig. 11. The sequence of the images of the successive multiple droplets impact onto the hot solid surface of 210°C

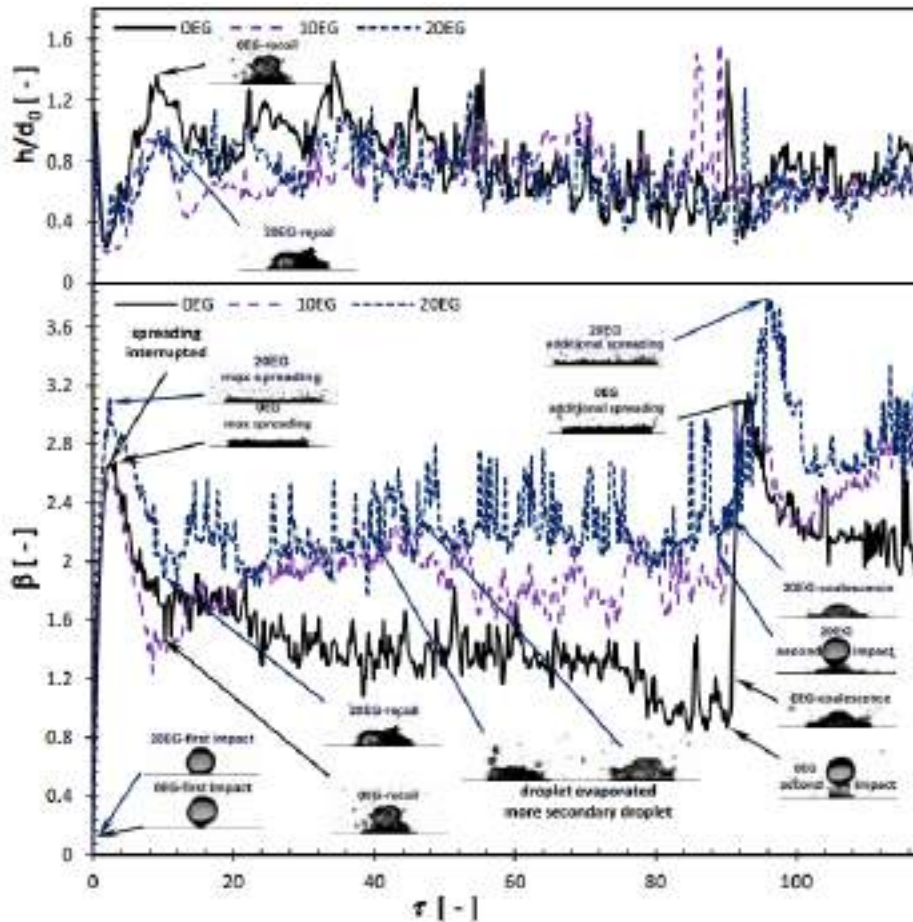


Fig. 12. The evolution of the spreading ratio and the apex height of successive multiple droplets of 0EG, 10EG, and 20EG at the surface temperature 210°C




Fig. 13. Visualization of the apex maximum droplets at 210°C




Fig. 14. The Visualization of the droplets coalescence at 20EG droplet




Fig. 15. Visualization of the droplets coalescence at the surface temperature 230°C

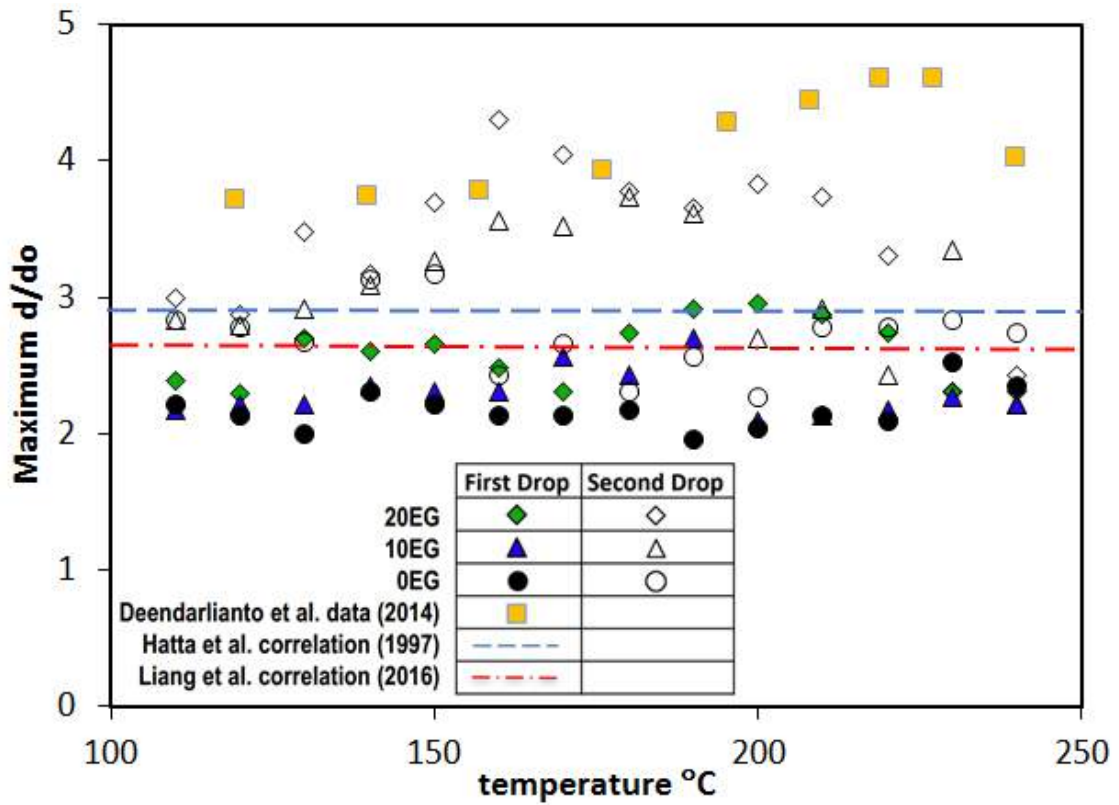


Fig. 16. Spreading ratio maximum at first droplet and second droplet

Table 3

The correlations of maximum spreading diameter obtained from previous studies

Author	Fluid (s) / Wall material (s)	Experimental Correlation
Liang et al. [40]	Water, ethanol and butanol, polished stainless steel	$D_{max}^* = 0.788We^{0.306}$
Hatta et al. [41]	Water, inconel 625, stainless steel	$D_{max}^* = 0.093 We^{0.74} + 1$

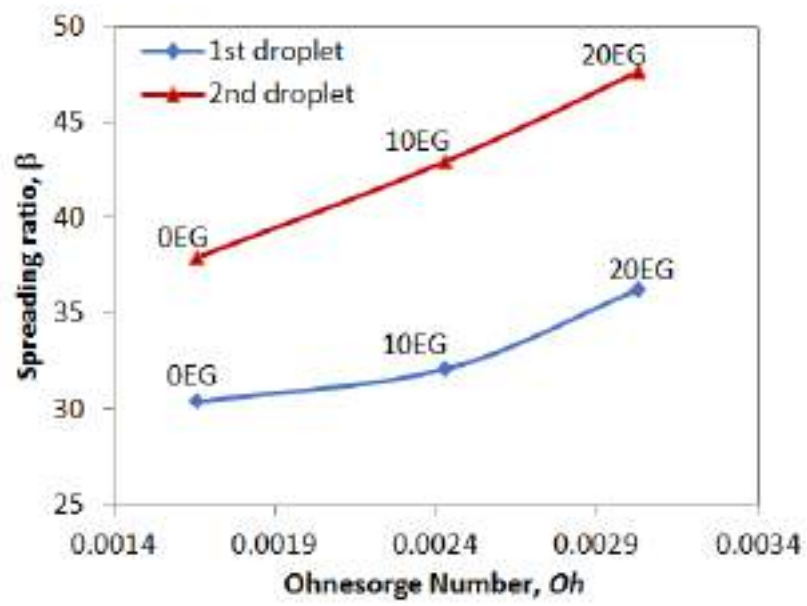


Fig. 17. The effect of Ohnesorge number on the cumulative maximum spreading ratio after the presence of the first droplet and second droplet

1st Review Process



deen darlianto <deendarlianto@ugm.ac.id>

Revision requested for THESCI_2019_1054

1 message

C Balaji (International Journal of Thermal Sciences)

<Evisesupport@elsevier.com>

Reply-To: balaji@iitm.ac.in

To: deendarlianto@ugm.ac.id

Tue, Oct 29, 2019 at 1:11 PM

Ref: THESCI_2019_1054

Title: The effect of ethylene glycol concentration on the interfacial dynamics of the successive droplets impacting onto a horizontal hot solid surface

Journal: International Journal of Thermal Sciences

Dear Dr. Deendarlianto,

Thank you for submitting your manuscript to International Journal of Thermal Sciences . I have completed the review of your manuscript and a summary is appended below. The reviewers recommend reconsideration of your paper following major revision. I invite you to resubmit your manuscript after addressing all reviewer comments.

When resubmitting your manuscript, please carefully consider all issues mentioned in the reviewers' comments, outline every change made point by point, and provide suitable rebuttals for any comments not addressed.

To submit your revised manuscript:

- Log into EVISE® at: http://www.evise.com/evise/faces/pages/navigation/NavController.jspx?JRNL_ACR=THESCI
- Locate your manuscript under the header 'My Submissions that need Revisions' on your 'My Author Tasks' view
- Click on 'Agree to Revise'
- Make the required edits
- Click on 'Complete Submission' to approve

What happens next?

After you approve your submission preview you will receive a notification that the submission is complete. To track the status of your paper throughout the editorial process, log in to Evise® at: http://www.evise.com/evise/faces/pages/navigation/NavController.jspx?JRNL_ACR=THESCI.

Enrich your article to present your research with maximum impact. This journal supports the following [Content Innovations](#):

Data in Brief (optional):

We invite you to convert your supplementary data (or a part of it) into an additional journal publication in Data in Brief, a multi-disciplinary open access journal. Data in Brief articles are a fantastic way to describe supplementary data and associated metadata, or full raw datasets deposited in an external repository, which are otherwise unnoticed. A Data in Brief article (which will be reviewed, formatted, indexed, and given a DOI) will make your data easier to find, reproduce, and cite.

You can submit to Data in Brief via the International Journal of Thermal Sciences submission system when you upload your revised International Journal of Thermal Sciences manuscript. To do so, complete the template and follow the co-submission instructions found here: www.elsevier.com/dib-template. If your International Journal of Thermal Sciences manuscript is accepted, your Data in Brief submission will automatically be transferred to Data in Brief for editorial review and publication.

Please note: an open access Article Publication Charge (APC) is payable by the author or research funder to cover the costs associated with publication in Data in Brief and ensure your data article is immediately and

permanently free to access by all. For the current APC see: <https://www.elsevier.com/journals/data-in-brief/2352-3409/open-access-journal>

Please contact the Data in Brief editorial office at dib-me@elsevier.com or visit the Data in Brief homepage (www.journals.elsevier.com/data-in-brief/) if you have questions or need further information.

I look forward to receiving your revised manuscript as soon as possible.

Kind regards,

Professor. Balaji
Editor
International Journal of Thermal Sciences

Comments from the editors and reviewers:

-Editor

-

-Reviewer 1

-

The manuscript visualized and analyzed ethylene glycol solution droplet impinging on the designed stainless steel surface with the temperature at 110°C-240°C. The concentration of the solution was 0%, 10% and 20%. The effect of different solution concentration imposed on the hydrodynamic behavior, successive droplet impingement and maximum spreading ratio has been discussed. There are some revisions that authors are recommended to address:

1. The literature review on the continuous droplets or droplet train impinging on the hot surface in the past two years should be conducted.
2. The "Abstract" should contain the main results in this study. It should be in one paragraph.
3. The manuscript organization should be improved. In Section 3 (Result and discussions), the authors mainly discuss three points. The first point is the interfacial behavior of droplet impinging onto surface with different temperature, including Sections 3.1, 3.2 and 3.3. The second point is the effect of the second droplet impact on the behavior. It is Section 3.4. The third point the maximum spreading ratio. The author put the discussion of this point in Section 3.4. It is inappropriate. Besides, in Sections 3.1-3.3, the authors also mentioned the second droplet effect. The last paragraphs in Section 3.1 and 3.3 should be put into Section 3.4. It is suggested to follow,
"3. Result and discussions
3.1 Collision dynamics of the first and second droplets impingement
3.1.1 Surface temperature is 110°C
3.1.2 Surface temperature is 160°C
3.1.3 Surface temperature is 210°C
3.2 Effect of the second droplet impact on the collision behavior
3.3 Maximum spreading ratio"
4. In the first paragraph of Page 10, the authors pointed out the reason of 20EG giving the highest spreading ratio (d/d_0) is, "It is possible due to the presence of ethylene glycol decreases the surface tension of the liquid droplet. Therefore, the droplet spreads more easily at a higher concentration of ethylene glycol". Based on the authors' explanation, 20EG should have the highest spreading ratio, 10EG has the second highest spreading ratio and 0EG has the lowest spreading ratio. Because the surface tension order is 20EG<10EG<0EG as presented in Table 1. But in Fig.7, the result is 20EG>0EG>10EG. How to explain the spreading ratio of 0EG is higher than that of 10EG?
5. Lines 9-10 in the second paragraph in page 10: "This is possible due to the effect of the liquid viscosity, whereas the lower the concentration of ethylene glycol concentration, the higher the liquid viscosity." However, Line 13: "In addition, 0EG contains relatively low viscosity and high surface tension." How do the authors explain the contradiction?
6. In the second paragraph in page 17: "The increase of the maximum d/d_0 due to the additional of 10 % and 20 % ethylene glycol on the pure water solution is obtained around 5.6% and 19.3%, respectively. In addition, the increase of maximum d/d_0 due to the presence of the second droplet on the 0EG, 10EG, and 20EG droplets are 24.8%, 33.7 %, and 31.4 %, respectively." The authors should clarify the corresponding surface temperature when the improvement 5.6%, 19.3%, etc. achieved.
7. In the section of Conclusions, the authors did not mention the conclusion of the second droplet effect discussed in Section 3.4. Besides, it should be better if the conclusion has both qualitative and quantitative results. The third conclusion point can include the quantitative results obtained in the second paragraph in Page 17.
8. There are many grammar errors in this paper. They will not be listed one by one here. The manuscript should be proofread.

9. The highlight should be have maximum 85 characters, including spaces, per bullet point.
10. Please double check the reference list by following the instruction of the journal.

-Reviewer 2

-

The paper presents an experimental investigation of the impact morphology of water-ethylene glycol droplets on a heated surface, within the temperature range 110°C – 240°C. and for a single impact Weber number, different for each fluid considered. In my opinion, the main problem of this work is the experimental protocol. Normally, when experiments aim at comparing the behaviour of two or more physical systems (e.g., impacting droplets of different fluids), one keeps all experimental parameters identical except one, in order to isolate the effect of that parameter. In the present work, on the contrary, drops of different fluids also have different impact Weber numbers and different Reynolds numbers, therefore the comparison is meaningless. To be more explicit, the comparisons displayed in Figs. 6 and 7, 8 and 9, 11 and 12 are of no use at all, because the spreading diameter and the drop thickness strongly depend on the Weber number, therefore it is not possible to say whether the observed differences are due to the ethylene glycol concentration or to the Weber number.

I am afraid this flaw is fatal.

As a minor point, the literature review is superficial, and ignores fundamental works about the impact of liquid drops containing organic additives on heated surfaces (e.g. [1-3]), not to mention the significant number of works focusing on polymeric additives. The authors should refer to the literature and repeat their experiments correctly.

1. King MD, Yang JC, Chien WS, Grosshandler WL (1997) Evaporation of a small water droplet containing an additive. In: Proceedings of the 32nd ASME National Heat Transfer Conference, Baltimore, MD, 8–12 August. ASME, New York
2. Manzello SL, Yang JC (2002) On the collision dynamics of a water droplet containing an additive on a heated solid surface. Proc R Soc Lond A 458:2417–2444
3. S.L. Manzello, J.C. Yang (2002) An experimental study of high Weber number impact of methoxy-nonafluorobutane C₄F₉OCH₃ (HFE-7100) and n-heptane droplets on a heated solid surface International Journal of Heat and Mass Transfer 45: 3961–3971

-Reviewer 3

-

Article contains the important research results. The contents and results are comprehensive. In general, I support the work and believe that it can be recommended for publication. There are a number of points that have to be clarified:

1. The novelty/originality shall be justified by highlighting that the manuscript contains sufficient contributions to the new body of knowledge. The knowledge gap needs to be addressed in Abstract, Introduction, Results and Discussion, Conclusion sections. The article can be improved by analysis of research data and comparison with experimental and theoretical data from other authors. We can see many articles with research in this field.
2. Each Highlight has a limited number of symbols – 85. Please rewrite Highlights.
3. Please, make special subsections in Introduction for description of the novelty and significance.
4. Please, expand the description of research procedures and errors, limits and explain the choice of research methods.
5. Please, expand the description of limited group of varied parameters.
6. In the experiments performed, the droplets successively collided with each other. One drop was already spreading over the surface of the substrate, and the second drop was falling from above. It is advisable for the authors to expand the description of the features of the interaction of droplets with different component

compositions based on data from other authors, for example [Chemical Engineering Research and Design. 2019. V. 150. P. 84–88; Chemical Engineering Science. 2019. V. 209. 115199; and other], in order to note the advantage of the approach with a substrate.

7. It is known that at a substrate temperature above 200 C, droplet dispersion effects are possible. It was advisable for the authors to comment on these effects.

8. The last figure contains curves plotted at three points. It is advisable to increase the number of experimental points.

Correction of the manuscript will enable to improve the quality of the submitted material.

-Reviewer 4

-

In this manuscript, the authors carried out the experimental studies to investigate the effect of the concentration of ethylene glycol in a water droplet on the interfacial dynamics during the successive droplets impinging onto a hot solid surface under three representative surface temperatures. The following revisions should be made before it may be accepted

1. In the “Results and discussion” section, the word “possible” appears many times. The authors should give an accurate illustration in an academic paper. The authors give a relationship between the maximum d/d_0 and the concentration of EG, could the authors further illustrate the relationship of it or why are they have this relationship?

- *In term of the spreading phenomenon, it is found that the 20EG produces the highest d/d_0 as shown clearly in Fig. 9. The maximum d/d_0 of 20EG, 10EG and 0EG are 2.95, 2.62, and 2.68, respectively.*

2. The concentration of EG has an influence on the interfacial dynamics. In section 3.4, why did the authors take the 20EG as an example? The authors should demonstrate that it has no impact on the result.

3. The highlights need to be rewritten, since it couldn't capture the key points of this paper, especially the second and the third highlight.

4. The authors should check carefully the abbreviation format of the references.

MethodsX (optional)

We invite you to submit a method article alongside your research article. This is an opportunity to get full credit for the time and money you have spent on developing research methods, and to increase the visibility and impact of your work.

If your research article is accepted, your method article will be automatically transferred over to the open access journal, MethodsX, where it will be editorially reviewed and published as a separate method article upon acceptance. Both articles will be linked on ScienceDirect.

Please use the MethodsX template available here when preparing your article: <https://www.elsevier.com/MethodsX-template>. Open access fees apply.

Have questions or need assistance?

For further assistance, please visit our [Customer Support](#) site. Here you can search for solutions on a range of topics, find answers to frequently asked questions, and learn more about EVISE® via interactive tutorials. You can also talk 24/5 to our customer support team by phone and 24/7 by live chat and email.

Copyright © 2018 Elsevier B.V. | [Privacy Policy](#)

Elsevier B.V., Radarweg 29, 1043 NX Amsterdam, The Netherlands, Reg. No. 33156677.

Manuscript Details

Manuscript number	THESCI_2019_1054_R1
Title	The effect of ethylene glycol concentration on the interfacial dynamics of the successive droplets impacting onto a horizontal hot solid surface
Article type	Research Paper

Abstract

The present work aimed to conduct the visualization study on the effect of the ethylene glycol concentration on the interfacial behavior of successive droplets during the impacting onto a horizontal hot solid surface. The tested liquid droplets were pure water and two ethylene glycol-water mixtures, which contain 10 % and 20 % of ethylene glycol. A polished cylindrical plate of stainless steel (SUS 304), with the surface roughness of 0.06 μm , was utilized as a solid surface. The surface varies for temperatures of about 110 $^{\circ}\text{C}$ to 240 $^{\circ}\text{C}$. The detailed phenomena during the droplet impact were recorded by using a high-speed video camera with the frame speed of 2000 fps and the resolution of the 1024 x 768. In addition, an own developed image processing technique was also implemented to obtain the quantitative parameters, such as the spreading ratio and the apex height during the droplet impacting onto a hot solid surface. As a result, the interfacial dynamics of the successive droplets were clarified. The addition of the concentration of ethylene glycol leads to the decrease of droplet oscillation during the spreading phase and delays both the bubble formation and the presence of secondary droplets. In addition, the research also reveals that the presence of the second droplet successfully improves the wetting area of the droplet.

Keywords	Spray cooling; Successive droplets; Spreading ratio; Apex height
Corresponding Author	Deendarlianto Deendarlianto
Corresponding Author's Institution	Gadjah Mada University
Order of Authors	Teguh Wibowo, arif widyatama, Samsul Kamal, Indarto Indarto, Deendarlianto Deendarlianto

Submission Files Included in this PDF

File Name [File Type]

Cover Letter_revised successive droplet.doc [Cover Letter]

Reviewer comments.docx [Response to Reviewers]

Manuscript text_revised.docx [Revised Manuscript with Changes Marked]

highlights_revision.docx [Highlights]

Manuscript text_revised_no mark.docx [Manuscript File]

Figure_successive droplets Rev9.docx [Figure]

Conflict of interest statetement.doc [Conflict of Interest]

To view all the submission files, including those not included in the PDF, click on the manuscript title on your EVISE Homepage, then click 'Download zip file'.

Research Data Related to this Submission

There are no linked research data sets for this submission. The following reason is given:
Data will be made available on request

Yogyakarta (Indonesia), December 27th, 2019

To: Editor in Chief of **International Journal of Thermal Sciences**

Revise paper submission for the International Journal of Thermal Sciences

Dear Sir,

We would like to submit a revise manuscript for the publication in “**International Journal of Thermal Sciences**” title:

The effect of the concentration of ethylene glycol on the interfacial dynamics of the successive droplets impacting onto horizontal hot solid surface

The authors of the paper are:

Teguh Wibowo, Arif Widyatama, Samsul Kamal, Indarto, Deendarlianto

The aim of the present experimental study was to conduct the visualization study on the effect of the concentration of the ethylene glycol on the interfacial behavior of successive droplets during the impact onto a horizontal hot solid surface. The tested liquid droplets were pure water and pure water that contain 10% and 20% Ethylene glycol. The surface temperatures were varied from 110° to 240° C. The tested solid material was polished stainless steel (SUS 304) with the surface roughness of 0.06µm. To capture the detailed interfacial behavior during the droplet impact, a high-speed video camera with the frame speed of 2000 fps and the resolution of the 1024 x 768 was used. The developed image processing technique was implemented to obtain the quantitative parameter, namely the spreading ratio and the apex height.

As a result, the interfacial dynamics of the successive droplets were clarified. It was found that the droplet interfacial behavior differs strongly affected by the boiling regimes. Moreover, the effect of ethylene glycol concentration on various phenomena, such as the generation of small bubbles, the recoiling process, and the value of maximum spreading ratio as well as apex height were comprehensively presented.

In the revised manuscript, we have added also the discussion and the physics behind the obtained phenomena. Moreover, the details of the experimental conditions were also provided. In addition, the English grammar was also corrected and checked by the native person as suggested by the Reviewer. We hope that the revised manuscript meets with the requirement of the journal.

We are sure that the revised paper has a significant effect on the conception development in the spray cooling technologies. For any question or problem, please do not hesitate to ask me.

With Best Regards

Dr. Deendarlianto
Department of Mechanical & Industrial Engineering,
Faculty of Engineering, Gadjah Mada University,
Jalan Grafika No. 2, Yogyakarta 55281, Indonesia.
Phone & Fax: (+62) 274 521673
Email: deendarlianto@ugm.ac.id

Response to the Reviewer's Comments

In response to the comments of Reviewer #1

Thank you very much for your positive comments. We greatly appreciate your input and advice. In the next section, we will describe the improvement of the manuscript as your suggestions. We have added some comments on the revised manuscript, and those are written underlined.

Reviewer #1: The manuscript visualized and analyzed ethylene glycol solution droplet impinging on the designed stainless-steel surface with the temperature at 110°C-240°C. The concentration of the solution was 0%, 10% and 20%. The effect of different solution concentration imposed on the hydrodynamic behavior, successive droplet impingement and maximum spreading ratio has been discussed. There are some revisions that authors are recommended to address:

1. The literature review on the continuous droplets or droplet train impinging on the hot surface in the past two years should be conducted.

Thank you for the suggestion. We have added some two past years research regarding the droplet impacting the hot surface as suggested by the reviewer. We hope it meet the requirement of the journal. The recent literatures were added in the revised manuscript and listed as follows:

“... Kuznetsov et al. [35] concluded that the kinetic energy acting in the radial direction transforms into the viscous dissipation energy, while the initial kinetic energy of the droplet partially transforms into the surface tension energy and viscous dissipation energy...” (in page 4)

“... In general, the recent research covering ethylene glycol utilization still only focuses on the radiator system [38], whereas the comprehensive research on the spray cooling, as well as multiple droplets behavior, was not been conducted...” (in page 5)

.....The research on the droplet interaction, such as conducted Piskunov et al. [22] and Kuznetsov et al. [35], points out the importance of investigating this phenomenon, which strongly affected by component concentrations and fluid properties...” (in page 17)

“...Although the Weber number has successfully described the dynamics of the droplet during the impact, in-depth analysis covering the effect of those fluid properties should be elaborated by utilizing the Ohnesorge number as suggested by Chen et al. [49].” (in page 19)

- [22] M.V. Piskunov, N.E. Shlegel, P.A. Strizhak, R.S. Volkov, Experimental research into collisions of homogeneous and multi-component liquid droplets, *Chem. Eng. Res. Des.* 150 (2019) 84–98. <https://doi.org/10.1016/j.cherd.2019.07.030>.
- [35] G.V. Kuznetsov, N.E. Shlegel, Y. Solomatin, P.A. Strizhak, Combined techniques of secondary atomization of multi-component droplets, *Chem. Eng. Sci.* 209 (2019) 115199. <https://doi.org/10.1016/j.ces.2019.115199>.
- [38] S. Devireddy, C.S.R. Mekala, V.R. Veeredhi, Improving the cooling performance of automobile radiator with ethylene glycol water based TiO₂ nanofluids, *Int. Commun. Heat Mass Transf.* 78 (2016) 121–126. <https://doi.org/10.1016/j.icheatmasstransfer.2016.09.002>
- [49] H. Chen, W. Cheng, Y. Peng, L. Jiang, Dynamic Leidenfrost temperature increase of impacting droplets containing high-alcohol surfactant, *Int. J. Heat Mass Transf.* 118 (2018) 1160–1168. <https://doi.org/10.1016/j.ijheatmasstransfer.2017.11.100>.

2. The “Abstract” should contain the main results in this study. It should be in one paragraph.

Thank you for the comment. We have rewritten the abstract into one paragraph and also added the main results in the present work. The revised part is written underline in manuscript and mentioned as follows:

“...As a result, the interfacial dynamics of the successive droplets were clarified. The addition of the concentration of ethylene glycol leads to the decrease of droplet oscillation during the spreading phase and delays both the bubble formation and the presence of secondary droplets. In addition, the research also reveals that the presence of the second droplet successfully improves the wetting area of the droplet.”

3. The manuscript organization should be improved. In Section 3 (Result and discussions), the authors mainly discuss three points. The first point is the interfacial behavior of droplet impinging onto surface with different temperature, including Sections 3.1, 3.2 and 3.3. The second point is the effect of the second droplet impact on the behavior. It is Section 3.4. The third point the maximum spreading ratio. The author put the discussion of this point in Section 3.4. It is inappropriate. Besides, in Sections 3.1-3.3, the authors also mentioned the second droplet effect. The last paragraphs in Section 3.1 and 3.3 should be put into Section 3.4. It is suggested to follow, “3. Result and discussions:
 3.1 Collision dynamics of the first and second droplets impingement
 3.1.1 Surface temperature is 110°C
 3.1.2 Surface temperature is 160°C
 3.1.3 Surface temperature is 210°C
 3.2 Effect of the second droplet impact on the collision behavior
 3.3 Maximum spreading ratio”

Thank you for the valuable suggestion, we have rechecked and reformatted the section of result and discussion as suggested by the reviewer. We hope that it can fulfill the requirement of the journal. The revised part is written underline in manuscript and mentioned as follows: **(in pages 9-18)**

3.1. Collision dynamics of the first and second droplets impacting

3.1.1. Surface temperature is 110 °C

Fig. 5 shows the....

3.1.2. Surface temperature is 160 °C

It should be noted from the previous investigations

3.1.3. Surface temperature is 210 °C

Fig. 11 shows the dynamics of the first and.....

3.2. Effect of the second droplet impact on the collision behavior

The increase of d/d_0 during the successive.....

3.3. Maximum spreading ratio

Fig. 16 shows the effect of the surface temperatures.....

4. In the first paragraph of Page 10, the authors pointed out the reason of 20EG giving the highest spreading ratio (d/d_0) is, "It is possible due to the presence of ethylene glycol decreases the surface tension of the liquid droplet. Therefore, the droplet spreads more easily at a higher concentration of ethylene glycol". Based on the authors' explanation, 20EG should have the highest spreading ratio, 10EG has the second highest spreading ratio and 0EG has the lowest spreading ratio. Because the surface tension order is $20EG < 10EG < 0EG$ as presented in Table 1. But in Fig.7, the result is $20EG > 0EG > 10EG$. How to explain the spreading ratio of 0EG is higher than that of 10EG?

Thank you for the comment. We have rechecked and revised the data in Fig 7, specifically that of related 10EG phenomena. The data and analysis have been also updated in the revised manuscript and it is written as follows:

"...On the other hand, as shown in the upper part of Fig. 7, the h/d_0 decreases gradually during the spreading process and reaches the minimum value. The maximum d/d_0 is achieved around $\tau = 2.35$ and characterized by the occurrence of a flat liquid surface surrounded by the thicker liquid film. The maximum d/d_0 of 0EG, 10EG, and 20EG are achieved at 2.52, 2.59, and 2.66, respectively ... (in pages 11)

“...As shown in Fig. 7, the maximum d/d_0 increases significantly due to the presence of the second droplet. The figure also shows that the maximum d/d_0 of the 0EG, 10EG, and 20EG are 3.04, 3.10, and 3.26, respectively...” (in pages 12)

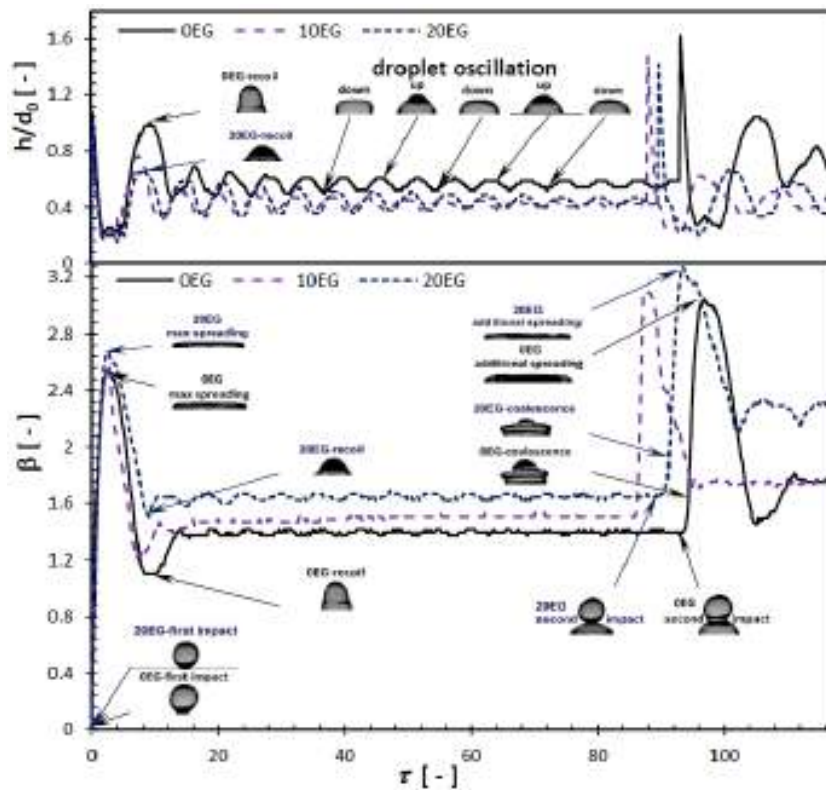


Fig. 7. The evolution of spreading ratio and apex of successive multiple droplets 0EG, 10EG, and 20EG at temperature 110 °C

5. Lines 9-10 in the second paragraph in page 10: “This is possible due to the effect of the liquid viscosity, whereas the lower the concentration of ethylene glycol concentration, the higher the liquid viscosity.” However, Line 13: “In addition, 0EG contains relatively low viscosity and high surface tension.” How do the authors explain the contradiction?

Thank you for the correction. We have revised the sentence regarding the effect of ethylene glycol concentration on the liquid viscosity. It is written underlined as follows:

“...It is due to the change of the liquid viscosity influenced by the addition of ethylene glycol. In detail, the lower the concentration of ethylene glycol concentration, the lower the viscosity of the liquid.” (in page 12)

6. In the second paragraph in page 17: “The increase of the maximum d/d_0 due to the additional of 10 % and 20 % ethylene glycol on the pure water solution is obtained around 5.6% and 19.3%, respectively. In addition, the increase of maximum d/d_0 due to the presence of the second droplet on the 0EG, 10EG, and 20EG droplets are 24.8%, 33.7 %, and 31.4 %, respectively.” The authors should clarify the corresponding surface temperature when the improvement 5.6%, 19.3%, etc. achieved.

Thank you for the comment. We will clarify the statement regarding the increase of the maximum d/d_0 due to the addition of 10 %, and 20 % ethylene glycol on the pure water solution.

Fig 17 depicts the summary of the data obtained on the present experimental research. In general, it consists of data of three different fluid, 0EG, 10EG, and 20EG in the condition after the first and second droplet impact. Each point represents the summary of data gathered from a surface temperature between 110 °C to 240 °C, with an interval of 10 °C. Here, the improvement of 6.2 % and 19.3 % is obtained by comparing the condition of 10EG and 20EG with that of pure water.

The new sentences have been added in the revised manuscript and it is written underlined as follows:

From Fig. 17, the effect of the concentration of ethylene glycol on the maximum d/d_0 can be successfully revealed. In general, it consists of data of three different fluid, 0EG, 10EG, and 20EG in the condition after the first and second droplet impact. Each point represents the summary of data gathered from a surface temperature between 110 °C to 240 °C, with an interval of 10 °C... (in page 18)

7. In the section of Conclusions, the authors did not mention the conclusion of the second droplet effect discussed in Section 3.4. Besides, it should be better if the conclusion has both qualitative and quantitative results. The third conclusion point can include the quantitative results obtained in the second paragraph in Page 17.

Thank you for the valuable suggestion, we have revised the conclusion of our manuscript. The new points have been added in the revised manuscript and it is written underlined as follows: (in pages 20-21)

.....

3. The presence of the second droplet, in general, improves the wetting area of the droplet. The droplet at the surface temperature 110 °C sticks with the hot surfaces during the presence of the second droplet, which leads to the effective coalescence

phenomenon. While at the temperature of 160 °C and 210 °C, the first droplet has experienced the volume decrease due to secondary droplets.

4. The addition of ethylene glycol causes the increase of the maximum d/d_o . The increase of the maximum d/d_o due to the addition of 10 % and 20 % ethylene glycol on the pure water solution is obtained around 6.2% and 19.3%, respectively. Furthermore, the presence of the second droplet improves the wettability of the droplet. The increase of maximum d/d_o due to the presence of the second droplet on the 0EG, 10EG, and 20EG droplets are 24.8 %, 33.3%, and 31.4 %, respectively.

8. There are many grammar errors in this paper. They will not be listed one by one here. The manuscript should be proofread.

Thank you for the valuable suggestion, we have corrected grammar errors in the paper. We also conducted proofreading to ensure the quality of revised manuscript. We hope it meets the requirement of the Journal.

9. The highlight should be have maximum 85 characters, including spaces, per bullet point.

Thank you for the valuable suggestion. We have corrected the **highlight** according to the standard. We hope it meets the requirement of the journal.

10. Please double check the reference list by following the instruction of the journal.

Thank you for the valuable suggestion. We have revised the reference list by following the journal instruction. We do hope it meets the requirement of the International Journal of Thermal Science. **(in pages 21-24)**

[1] S.L. Manzello, J.C. Yang, An experimental investigation of water droplet impingement on a heated wax surface, Int. J. Heat Mass Transf. 47 (2004) 1701–1709.
<https://doi.org/10.1016/j.ijheatmasstransfer.2003.10.020>.

.....

[49] H. Chen, W. Cheng, Y. Peng, L. Jiang, Dynamic Leidenfrost temperature increase of impacting droplets containing high-alcohol surfactant, Int. J. Heat Mass Transf. 118 (2018) 1160–1168. <https://doi.org/10.1016/j.ijheatmasstransfer.2017.11.100>.

In response to the comments of Reviewer #2

Thank you very much for your positive comments. We greatly appreciate your input and advice. In the next section, we will describe the improvement of the manuscript as your suggestions. We have added some comments on the revised manuscript, and it is written underlined.

Reviewer #2: The paper presents an experimental investigation of the impact morphology of water-ethylene glycol droplets on a heated surface, within the temperature range 110°C-240°C. and for a single impact Weber number, different for each fluid considered. In my opinion, the main problem of this work is the experimental protocol. Normally, when experiments aim at comparing the behaviour of two or more physical systems (e.g., impacting droplets of different fluids), one keeps all experimental parameters identical except one, in order to isolate the effect of that parameter. In the present work, on the contrary, drops of different fluids also have different impact Weber numbers and different Reynolds numbers, therefore the comparison is meaningless. To be more explicit, the comparisons displayed in Figs. 6 and 7, 8 and 9, 11 and 12 are of no use at all, because the spreading diameter and the drop thickness strongly depend on the Weber number, therefore it is not possible to say whether the observed differences are due to the ethylene glycol concentration or to the Weber number.

I am afraid this flaw is fatal.

Thank you for the valuable suggestion. The added brief explanation is as follows:

The focus of the present work is to reveal the effect of the addition of ethylene glycol concentration on droplet behavior. So, the main parameter varied in this study is the concentration of the ethylene glycol, namely 0 %, 10 %, and 20%. Each solution will be tested in the different surface temperature range from 110 °C to 240 °C. The rest parameters, namely the distance between the droplet generator and the hot surface, the initial droplet diameter, and the hot surface properties, are constrained as controlled variables. Hence, it is expected that the result can provide new insight into how the addition of specific additives in different concentration influence the dynamic behavior in general. Of course, due to its particular liquid properties, it is realized that addition will directly affect the droplet properties.

We have considered those changes and summarized the fluid properties of the solution, as mentioned in Table 1 and Table 2. Although the effort to control of Weber Number has been conducted by maintaining the impact velocity of the droplet which have the most dominant factor on the Weber Number ($We \propto v^2$), the Weber number still slightly differs due to the changes of other fluid properties. We believe that those changes are the direct consequence of the addition of ethylene glycol on the droplet under a similar experimental condition (the distance

between the droplet generator and the hot surface, the initial droplet diameter, the velocity of the droplet, and the hot surface properties). Finally, the long-term goal is this research to provide alternative method in enhancing the performance of spray cooling apparatus by giving some additives without modifying the experiment tools (representing by the controlled variable in the research), and we hope the findings of this research could provide a new insight and trigger further research development in this area. We do hope that it meets the requirement of the journal.

As a minor point, the literature review is superficial, and ignores fundamental works about the impact of liquid drops containing organic additives on heated surfaces (e.g. [1-3]), not to mention the significant number of works focusing on polymeric additives. The authors should refer to the literature and repeat their experiments correctly.

Thank you for the valuable suggestion. In order to improve the quality of our manuscript, we have rechecked the literature review and added new references about the utilization polymeric additives on the droplet phenomena. We hope it meets the requirement of the journal. The list is depicted as follows:

“..In the industrial applications, the liquid agent distribution contributes to the formation of many droplets that is difficult to study systematically under realistic conditions [3]. For this reason, single droplet experiments can be used to understand the transient heat transfer features required to predict the overall heat transfer properties of an overall spray...” (in page 2)

“...Several studies have looked at the impingement on heated surfaces of water droplets containing additives necessary to fire suppression [8–10]...” (in page 2)

- [3] S.L. Manzello, J.C. Yang, An experimental investigation of water droplet impingement on a heated wax surface, *Int. J. Heat Mass Transf.* 47 (2004) 1701–1709.
<https://doi.org/10.1016/j.ijheatmasstransfer.2003.10.020>.
- [8] M.D. King, J.C. Yang, W.C. Chien, W.L. Grosshandler, Evaporation of a small water droplet containing an additive, in: *Proc. 32nd ASME Natl. Heat Transf. Conf.*, 1997
- [10] S.L. Manzello, J.C. Yang, On the collision dynamics of a water droplet containing an additive on a heated solid surface, *Proc. R. Soc. A Math. Phys. Eng. Sci.* 458 (2002) 2417–2444.
<https://doi.org/10.1098/rspa.2002.0980>.

In response to the comments of Reviewer #3

Thank you very much for your positive comments. We greatly appreciate your input and advice. In the next section, we will describe the improvement of the manuscript as your suggestions. We have added some comments on the revised manuscript, and it is written underlined.

Reviewer #3: Article contains the important research results. The contents and results are comprehensive. In general, I support the work and believe that it can be recommended for publication. There are a number of points that have to be clarified:

1. The novelty/originality shall be justified by highlighting that the manuscript contains sufficient contributions to the new body of knowledge. The knowledge gap needs to be addressed in Abstract, Introduction, Results and Discussion, Conclusion sections.

Thank you for the suggestion. We have added a particular section explaining the novelty and the significance of the present work, as follows:

“The present work aimed to conduct the visualization study on the effect of the ethylene glycol concentration on the interfacial behavior of successive droplets during the impact onto a horizontal hot solid surface...” and “...As a result, the interfacial dynamics of the successive droplets were clarified. The addition of the concentration of ethylene glycol leads to the decrease of droplet oscillation during the spreading phase and delays both the bubble formation and the presence of secondary droplets.” (in **Abstract**).

“The present experimental study aims to investigate the effect of the concentration of ethylene glycol in a water solution on the interfacial dynamics during the successive droplets impacting onto a hot solid surface. For that reason, the pure water and the ethylene glycol-water mixture were used as the working fluids. The desired surface temperature was achieved by using a sophisticated heater technology, induction heater. Next, the own developed image processing technique was implemented to gather the main quantitative parameters from the video images obtained from the experiments...” (in **Introduction**).

“...The present experimental study is mainly designed to reveal the effect of ethylene glycol addition on the multiple droplet behavior. Hence, three different liquid was utilized. The first liquid was pure water, which is denoted as 0EG. In addition, two other solutions contain 10% and 20% ethylene glycol were also used, and those are denoted as 10EG and 20EG, respectively. Furthermore, the addition of ethylene glycol also affects the properties of the

fluid...” and “After the video images of the successive droplets were recorded, those were transferred to the personal computer to conduct a detailed analysis by image processing technique. The developed image processing technique was implemented to obtain the quantitative parameter of the droplet. The sequence steps of the implemented image processing technique are as follows...” (in **Experimental apparatus and procedures**)

“From Fig. 17, the effect of the concentration of ethylene glycol on the maximum d/d_0 can be successfully revealed. In general, it consists of data of three different fluid, 0EG, 10EG, and 20EG in the condition after the first and second droplet impact. Each point represents the summary of data gathered from a surface temperature between 110 °C to 240 °C, with an interval of 10 °C. The increase of the maximum d/d_0 due to the addition of 10 %, and 20 % ethylene glycol on the pure water solution is obtained around 6.2% and 19.3%, respectively...” (in **Result and Discussions**).

“The visualization study of the effect of the concentration of ethylene glycol on the interfacial dynamics of the successive droplets impacting onto a horizontal hot solid surface was carried out. The concentration of ethylene glycol on the solution was varied from 0 to 20 %. The results are summarized as follows: (in **Conclusion from point 1-4**).

“... At the surface temperature of 110 °C, the increase of the concentration of ethylene glycol causes the decrease of the droplet oscillation after the spreading phase...”

“...The addition of the concentration of ethylene glycol decreases the spreading velocity. It is strongly affected by the presence of resistant forces, which increases as the increase of the liquid viscosity...”

“...The presence of the second droplet, in general, improves the wetting area of the droplet. The droplet at the surface temperature 110 °C sticks with the hot surfaces during the presence of the second droplet, which leads to the effective coalescence phenomenon...”

“...The addition of ethylene glycol causes the increase of the maximum d/d_0 . The increase of the maximum d/d_0 due to the addition of 10 % and 20 % ethylene glycol on the pure water solution is obtained around 6.2% and 19.3%, respectively...”

The article can be improved by analysis of research data and comparison with experimental and theoretical data from other authors. We can see many articles with research in this field.

Thank you for the suggestion. We have tried to improve the manuscript in order to produce a well written scientific paper. The article was improved by analysis of the research data and

comparison it with experimental and theoretical data from other authors. In the manuscript, we have conducted a comparison with research data from other authors, namely: Deendarlianto [4], Liang et al [47], and Hatta et al [48].

2. Each Highlight has a limited number of symbols – 85. Please rewrite Highlights.

Thank you for the valuable suggestion. We have corrected the **highlight** according to the standard. We hope it meets the requirement of the journal.

3. Please, make special subsections in Introduction for description of the novelty and significance.

Thank you for the suggestion. In the revised manuscript, we have added a particular section explaining the novelty and the significance of the present work. We hope it meets the requirement of the journal and it is written as follows: (in pages 5-6)

“From the above facts, it is concluded that most of the researchers were conducted in the form of single droplet impact condition whereas, in the practical application, the multiple successive droplets are often found. In addition, it is also noticed also that a comprehensive study on the effect of fluid properties is rarely discussed. On the other hand, in the cooling and conventional heat exchanger system, several additives have been used to improve the properties of a liquid, such as the freezing point and boiling point, such as ethylene glycol. In general, the recent research covering ethylene glycol utilization still only focuses on the radiator system [38], Whereas the comprehensive research on the spray cooling, as well as multiple droplets behavior, was not been conducted. Therefore, the present research will increase the understanding of the physical phenomena of ethylene glycol droplets on spray cooling.”

“The present experimental study aims to investigate the effect of the concentration of ethylene glycol in a water solution on the interfacial dynamics during the successive droplets impacting onto a hot solid surface. For that reason, the pure water and the ethylene glycol-water mixture were used as the working fluids. The desired surface temperature was achieved by using a sophisticated heater technology, induction heater. Next, the own developed image

processing technique was implemented to gather the main quantitative parameters from the video images obtained from the experiments. The use of high-speed video camera, up to 2000fps, combined with the application of image processing technique, allows this work to produce high special data and conduct in-depth analysis. Hence, the phenomena of a droplet impacting onto a hot surface are comprehensively revealed. Finally, the result from this work provides more detailed information on the interfacial characteristics of successive droplets, in terms of the properties of fluid dependence on related phenomena experimentally.”

4. Please, expand the description of research procedures and errors, limits and explain the choice of research methods.

Thank you for the suggestion. In order to improve the understanding of the research methodology of the present work, we have added some description in the section of research methodology covering the research procedures and the uncertainties analysis. We hope it meets the requirement of the journal. It is written underlined in the manuscript as follows: **(in page 7-10)**

“The brief procedures of this experimental study are explained as follows. First, the tanks storage was filled the working fluid. In this process, it was important to ensure that the tank storage and other parts of the droplet were clean in order to prevent any impurities. Then, the droplet injector was set as required by the present study. After the droplet generator was ready, the stainless steel specimen was placed on the induction heater. The calibration process of the thermocouple was done to maintain the accuracy of the measurement process. At the same time, the high-speed camera and the illumination system were also prepared. After all of the experimental apparatus was set, the induction heater was turned on and the stainless-steel surface temperature gradually increased. As the desired temperature achieved, the droplet was released from the generator and the behavior of the droplet was recorded by the high-speed camera. For each surface temperature, the experiments were repeated three times to ensure the similarity of the phenomena. Those steps were conducted for all of the parameters investigated in this study covering the variation of surface temperature and ethylene glycol concentration..”

“During the experiments, it is important to reveal how the uncertainties and errors caused by the measurement data acquisition process affect parameter determination. The first component

is the uncertainty produced by the sensor and data logger. The sensitivity of sensors is 0.5 %, whereas the Lutron logger TM-946, used to measure and record the temperature data, has an uncertainty of 0.05% for K-type thermocouple in range $-199.9\text{ }^{\circ}\text{C}$ to $1370\text{ }^{\circ}\text{C}$.

Regarding the visual data recording, which is later processed to produce quantitative data, the errors are strongly associated with the image resolution resulted from the comparison between the dimension of certain objects with its pixel size. In the present study, the object with a length of 50 mm was recorded in 727 pixels image. Therefore, the resolution of the image is 0,069 mm/pixel. A similar approach to conducting error analysis was carried out by Mitrakusuma et al. [39] on the basis of the approach of Taylor [40]. For instance, the uncertainty of Weber number $[We = \rho v^2 D / \sigma]$, in general, can be defined as follows.

$$\Delta We = \sqrt{\left(\frac{\partial We}{\partial \rho} \cdot \Delta \rho\right)^2 + \left(\frac{\partial We}{\partial \sigma} \cdot \Delta \sigma\right)^2 + \left(\frac{\partial We}{\partial v} \cdot \Delta v\right)^2 + \left(\frac{\partial We}{\partial D} \cdot \Delta D\right)^2} \quad (2)$$

The property of surface tension and density were assumed to be constant during the experiment. Then the uncertainty of Weber Number can be written as follows.

$$\Delta We = \frac{\rho}{\sigma} \sqrt{(2 \cdot v \cdot D \cdot \Delta v)^2 + (v^2 \cdot \Delta D)^2} \quad (3)$$

Where the Δv and ΔD represent the uncertainty of velocity and the diameter of the droplet, respectively. The summary of uncertainty analysis is shown in Table 3.”

Table 3
The uncertainty of We :

Fluid of droplet	The height of syringe, h (m)	Δh (m)	Droplet diameter, D (m)	ΔD (m)	Droplet velocity, V (m/s)	ΔV (m/s)	We	ΔWe
0EG	0.050	0.001	0.00315	0.000069	1.1	0.0035	55.85	1.24
10EG	0.050	0.001	0.00312	0.000069	1.1	0.0035	67.02	1.48
20EG	0.050	0.001	0.00316	0.000069	1.1	0.0035	81.73	1.54

5. Please, expand the description of limited group of variated parameters.

Thank you for the valuable suggestions. In the revised manuscript, we have added the description of variated parameters and it is written underlined as follows: (in page 7)

“The present experimental study is mainly designed to reveal the effect of ethylene glycol addition on the multiple droplet behavior. Hence, three different liquid was utilized. The first liquid was pure water, which is denoted as 0EG. In addition, two other solutions contain 10% and 20% ethylene glycol were also used and those are denoted as 10EG and 20EG,

respectively. Furthermore, the addition of ethylene glycol also affects the properties of the fluid. Each property of fluid was tested, and the summarize of the properties is listed in Table 1. Equally important, the dimensionless parameters of each working fluids are also determined, as shown in Table 2. Re, We, and Oh in the table, derive the Reynolds, Weber, and Ohnesorge numbers, respectively. Each dimensionless parameter is described as follows. First, Reynolds number (Re) describes the ratio between the inertial forces and viscous forces. Furthermore, the analysis also utilizes the Weber number (We), which represents the ratio between the inertial force and surface tension force. Next, Ohnesorge number (Oh), is used to explain the relationship between the viscous forces to inertial and surface tension forces. Next, it is understood that the surface temperature also plays an important role in droplet behavior. Under similar experimental condition (surface material, the distance between the droplet generator and the testing material, the droplet impact velocity, and the initial droplet diameter), the surface temperature was also varied between 110 °C and 240 °C, with an interval of 10° C, to represent different boiling regime.”

6. In the experiments performed, the droplets successively collided with each other. One drop was already spreading over the surface of the substrate, and the second drop was falling from above. It is advisable for the authors to expand the description of the features of the interaction of droplets with different component compositions based on data from other authors, for example: [Chemical Engineering Research and Design. 2019. V. 150. P. 84–88; Chemical Engineering Science. 2019. V. 209. 115199; and other], in order to note the advantage of the approach with a substrate;

Thank you for the valuable suggestion. We have improved the analysis of the droplet interaction of the droplet based on the reviewer suggestion. We hope it meets the requirement of the journal. It is written underlined in the revised manuscript as follows:

“...Kuznetsov et al. [35] concluded that the kinetic energy acting in the radial direction transforms into the viscous dissipation energy, while the initial kinetic energy of the droplet partially transforms into the surface tension energy and viscous dissipation energy. (in page 4)

“...The research on the droplet interaction, such as conducted by Piskunov et al. [22] and Kuznetsov et al. [35], points out the importance of investigating this phenomenon, which strongly affected by component concentrations and fluid properties. (in page 17)

“...Both phenomena can be classified into the regime of coalescence in which the droplets merge into a single droplet and support the cooling process, as suggested by Piskunov et al. [22]. Although the evaporation rate in the high temperature leads to the presence of a gas-vapor layer around the droplet, the kinetic energy of the second droplet is able to overcome the layer. (in page 17)

[22] M.V. Piskunov, N.E. Shlegel, P.A. Strizhak, R.S. Volkov, Experimental research into collisions of homogeneous and multi-component liquid droplets, Chem. Eng. Res. Des. 150 (2019) 84–98. <https://doi.org/10.1016/j.cherd.2019.07.030>.

[35] G.V. Kuznetsov, N.E. Shlegel, Y. Solomatin, P.A. Strizhak, Combined techniques of secondary atomization of multi-component droplets, Chem. Eng. Sci. 209 (2019) 115199. <https://doi.org/10.1016/j.ces.2019.115199>.

7. It is known that at a substrate temperature above 200C, droplet dispersion effects are possible. It was advisable for the authors to comment on these effects.

Thank you for the appreciation and the comment. The added brief explanation is as follows:

As noticed by the reviewer, it is true that the droplet dispersion appears on the surface temperature above 200 °C phenomena. The detailed visualization can be clearly seen in Fig. 11 on the manuscript which represent the phenomena of the droplet on the surface temperature of 210 °C, starting around $\tau = 2.35$. The secondary droplet causes the droplet to reduces the volume droplet. In this condition, the addition of ethylene glycol can slightly inhibit the occurrence of the secondary droplet, which leads to the improvement of the wetting area.

8. The last figure contains curves plotted at three points. It is advisable to increase the number of experimental points.

Thank you for the comment. The Fig. 17 is presented as a summarize of the present data research, which consists of three different fluid, 0EG, 10EG, and 20EG. Each point in the figure represents the summary of data gathered from a surface temperature between 110 °C to 240 °C, with an interval of 10 °C. The new sentences have been added in the revised manuscript, and it is written underlined as follows: (in page 18)

From Fig. 17, the effect of the concentration of ethylene glycol on the maximum d/d_0 can be successfully revealed. In general, it consists of data of three different fluid, 0EG, 10EG, and

20EG in the condition after the first and second droplet impact. Each point represents the summary of data gathered from a surface temperature between 110 °C to 240 °C, with an interval of 10 °C.

In response to the comments of Reviewer #4

Thank you very much for your positive comments. We greatly appreciate your input and advice. In the next section, we will describe the improvement of the manuscript as your suggestions. We have added some comments on the revised manuscript, and it is written underlined.

Reviewer #4:

In this manuscript, the authors carried out the experimental studies to investigate the effect of the concentration of ethylene glycol in a water droplet on the interfacial dynamics during the successive droplets impinging onto a hot solid surface under three representative surface temperatures. The following revisions should be made before it may be accepted

1. In the “Results and discussion” section, the word “possible” appears many times. The authors should give an accurate illustration in an academic paper. The authors give a relationship between the maximum d/d_0 and the concentration of EG, could the authors further illustrate the relationship of it or why are they have this relationship?
- In term of the spreading phenomenon, it is found that the 20EG produces the highest d/d_0 as shown clearly in Fig. 9. The maximum d/d_0 of 20EG, 10EG and 0EG are 2.95, 2.62, and 2.68, respectively.

Thank you for the valuable suggestion and comment. The use of the word “possible” in the manuscript have been rechecked, and we hope it meets the requirement of the journal. In terms of the maximum d/d_0 and the concentration of EG, the comparison is given to reveal the effect relationship between the addition of ethylene glycol and the maximum d/d_0 . In detail, it is apparent that the addition of ethylene glycol decreases the surface tension, which directly influences the spreading phenomena of the droplet during the impact.

2. The concentration of EG has an influence on the interfacial dynamics. In section 3.4, why did the authors take the 20EG as an example? The authors should demonstrate that it has no impact on the result.

Thank you for the valuable suggestion. Section 3.2 (3.4 revision) discussed about the increase of d/d_0 and we would like to capture the effect of the second droplet impact on the collision behavior. In this section, the 20EG has been chosen as an example and we believe that the phenomenon shown in the 20EG case can represent the phenomena of the droplet in general. As noted by the reviewer, it is true that the concentration of EG influences the interfacial dynamics. In our case, the difference observed during the experiments is the value of spreading ratio and the evaporation time which is clearly shown in Fig 6, 8, and 11.

3. The highlights need to be rewritten, since it couldn't capture the key points of this paper, especially the second and the third highlight.

Thank you for the valuable suggestion. We have corrected the **highlight** according to the standard. We hope it meets the requirement of the journal.

4. The authors should check carefully the abbreviation format of the references.

Thank you for the valuable suggestion. We have revised the reference list by following the journal instruction. We do hope it meets the requirement of the International Journal of Thermal Science. (**in pages 21-24**).

- [1] S.L. Manzello, J.C. Yang, An experimental investigation of water droplet impingement on a heated wax surface, Int. J. Heat Mass Transf. 47 (2004) 1701–1709. <https://doi.org/10.1016/j.ijheatmasstransfer.2003.10.020>.

.....

- [49] H. Chen, W. Cheng, Y. Peng, L. Jiang, Dynamic Leidenfrost temperature increase of impacting droplets containing high-alcohol surfactant, Int. J. Heat Mass Transf. 118 (2018) 1160–1168. <https://doi.org/10.1016/j.ijheatmasstransfer.2017.11.100>.

The effect of ethylene glycol concentration on the interfacial dynamics of the successive droplets impacting onto a horizontal hot solid surface

Teguh Wibowo^{1,3}, Arif Widyatama^{1,2}, Samsul Kamal^{1,2}, Indarto^{1,2}, Deendarlianto^{1,2,*}

¹*Department of Mechanical & Industrial Engineering, Faculty of Engineering Gadjah Mada University, Jalan Grafika No.2 Yogyakarta 55281, Indonesia*

²*Center for Energy Studies, Gadjah Mada University, Sekip Blok K 1A, Kampus UGM, Bulaksumur, Yogyakarta 55281, Indonesia*

³*Department of Mechanical Engineering, Sekolah Tinggi Teknologi Adisutjipto, Jl. Janti Blok R. Lanud, Yogyakarta 55198, Indonesia*

ABSTRACT

The present work aimed to conduct the visualization study on the effect of the ethylene glycol concentration on the interfacial behavior of successive droplets during the impacting onto a horizontal hot solid surface. The tested liquid droplets were pure water and two ethylene glycol-water mixtures, which contain 10 % and 20 % of ethylene glycol. A polished cylindrical plate of stainless steel (SUS 304), with the surface roughness of 0.06 μm , was utilized as a solid surface. The surface varies for temperatures of about 110 $^{\circ}\text{C}$ to 240 $^{\circ}\text{C}$. The detailed phenomena during the droplet impact were recorded by using a high-speed video camera with the frame speed of 2000 fps and the resolution of the 1024 x 768. In addition, an own developed image processing technique was also implemented to obtain the quantitative parameters, such as the spreading ratio and the apex height during the droplet impacting onto a hot solid surface. As a result, the interfacial dynamics of the successive droplets were clarified. The addition of the concentration of ethylene glycol leads to the decrease of droplet oscillation during the spreading phase and delays both the bubble formation and the presence of secondary droplets. In addition, the research also reveals that the presence of the second droplet successfully improves the wetting area of the droplet.

Keywords: *Spray cooling, Successive droplets, Spreading ratio, Apex height*

***Corresponding Author:**

Deendarlianto
Department of Mechanical and Industrial Engineering
Faculty of Engineering, Gadjah Mada University, Indonesia
Phone and Fax: +62 274 521673
Email: deendarlianto@ugm.ac.id

1. Introduction

The cooling system utilizing liquid media becomes a critical part of various industry, especially the metal industry, which work under high temperature. For instance, the quenching process of metal is essentially needed to achieve the desired metal structure as well as improve the material properties such as strength and hardness. Because of the benefits, spray cooling becomes one of the suitable methods in metal cooling. The main advantages of this method were realized by previous researchers, such as Deendarlianto et al. [1], who concluded that the heat fluxes produced by liquid droplet impacting onto a hot surface are much higher than that of the forced convective cooling. Equally important, the spray cooling is also widely known due to its adaption ability in various cooling situations as well as savings inflow rate requirements [2]. In the industrial applications, the liquid agent distribution contributes to the formation of many droplets that is difficult to study systematically under realistic conditions [3]. For this reason, single droplet experiments can be used to understand the transient heat transfer features required to predict the overall heat transfer property of an overall spray. Several methods have been developed to fulfill the importance of each relation aspect, and the spray cooling had shown its effectiveness as a thermal control [4].

Besides the application of spray cooling, the liquid droplet can be widely implemented in other fields of works, such as in the combustion process of liquid fuel [5], the inkjet technology in the printing system [6], and spray coating [7]. In addition, several studies have focused on the impingement on heated surfaces of water droplets containing additives [8–10]. Those widespread applications indicate that comprehensive knowledge is essentially needed since the desired effect may vary according to the application [11]. A fundamental understanding of droplet interfacial dynamics is also crucial to handle some controllable parameters during the operation process, such as wettability, impact speed, and surface temperature [12]. For instance, the parameter of surface temperature should

consider the Leidenfrost phenomenon, which strongly influences the heat transfer performance. It is described as the presence of a thin vapor layer, which prevents the contact between liquid droplets and the hot surface. The research conducted by Chandra and Avedisian [13] pointed out the importance of Leidenfrost point, producing the longest evaporation time and the lowest high transfer rate.

Boiling is defined as the phase transformation from liquid to vapor under a particular condition. In the phenomenon of a droplet impacting the hot surface, the boiling process occurs when the liquid droplet is in contact with the solid surface where the surface temperature is maintained above the saturation temperature of the liquid. Liang and Mudawar [14] classified those boiling phenomena regimes according to the wall temperatures and evaporation behavior. The regimes are film evaporation, nucleate boiling, transition boiling, and film boiling. Moreover, Bernardin et al. [2] reported that the regimes of a droplet impacting hot surfaces are strongly affected by surface temperature and Weber number. The detailed observation of the evaporation characteristics and droplet break up event was also conducted by Ko and Chung [15]. To conclude, the above studies reveal that each regime experiences different mechanisms and strongly influences the heat transfer process and fluid flow. Therefore, an in-depth analysis of these aspects has attracted researcher attention [16].

In general, the phenomenon of a liquid droplet impacting onto hot solid surfaces can be explained as follows. As the droplet comes out from the droplet generator and hits a hot surface, it experiences the change of movement direction. The kinetic energy in the droplet body is released into the radial direction. After reaching the maximum spreading diameter, the droplet retracts back under the action of surface tension [17] and produces a complex phenomenon. Each case produces a different behavior since it is influenced by many factors such as droplet diameter [18,19], the fluid properties [20–22], the surface roughness [23–25], and the surface material [26,27].

The recent study is even expanded into a more complex matter since both in nature and industrial application, the occurred phenomena are certainly more complicated than that of the impact of a single droplet. Most of the droplets act in the form of successive droplets, which means the interaction between droplets should be considered in the analysis. Fujimoto et al. [28] argued that the fundamental understanding during the successive droplets impinging onto a hot solid surface requires extensive investigations. Several comprehensive researches on the successive droplets have been conducted by previous researchers [28–32] to gather droplet characteristics. In terms of experiments, Fujimoto et al. [33] utilized two-directional photography to capture the phenomena of two successive water droplets impacting Inconel alloy and successfully discussed the droplet collision as well as the effect of the spacing between the two droplets.

Furthermore, numerical investigation, covering volume-of-fluid to determine the free liquid of surface and continuum surface force model to calculate the surface tension, were conducted by Tong et al. [34]. They successfully obtained the detailed flow fields of the liquid and provide the physics during the impingement. Kuznetsov et al. [35] concluded that the kinetic energy acting in the radial direction transforms into the viscous dissipation energy, while the initial kinetic energy of the droplet partially transforms into the surface tension energy and viscous dissipation energy. However, the available research related to successive droplet has not revealed all phenomena, especially the phenomena which can only be analyzed from high-quality data. At the same time, the recent trend research proves that the image processing technique has become a reliable method to enrich the analysis process. Hence, it is important to carry-out more experimental works, mainly utilizing image processing techniques, in order to reveal the comprehensive behavior of successive droplets impacting onto a hot solid surface.

Although the water is still considered as the most favorite liquid for spray cooling, it is also essential to find a proper method to enhance the cooling performance of the droplet by adding the surfactant or other liquid to form a solution. Cui et al. [9] compared

three kinds of salts (NaCl , Na_2SO_4 , and MgSO_4) on metal cooling behavior. They mentioned that each salt produces a particular effect on the various parameter such as nucleate boiling heat transfer and boiling transition. Clay and Miskis [36] investigated the effect of surfactant on the droplet spreading, and concluded that the increase of the surfactant decreases the spreading rate of the droplet due to the formation of a negative surface tension gradients near the contact line. Next, Pontes et al. [37] performed the experiments to examine the effect of the ethanol-water solution on the single droplet impacting onto a hot solid surface. They reported that the ethanol-water solution reaches the maximum spreading diameter slightly faster than the water. In addition, the spreading diameter of the ethanol solution was larger than that of the water. Although the importance of the effect of the physical properties on the droplet behavior was examined by previous researchers, a complete understanding of it has not achieved yet. Therefore, the droplet dynamics should be deeply investigated to obtain more detailed information, such as the entrainment of the small bubble, and explain how the change of fluid properties affects the droplet dynamics.

From the above facts, it was concluded that most of the researches were conducted in the form of single droplet impact conditions, whereas in the practical application, the multiple successive droplets were often found. In addition, it is also noticed that a comprehensive study on the effect of fluid properties is rarely discussed. On the other hand, in the cooling and conventional heat exchanger system, several additives have been used to improve the properties of a liquid, such as the freezing point and boiling point of the ethylene glycol. In general, the recent research of ethylene glycol utilization is still focused on the radiator system [38], whereas the comprehensive research on the spray cooling, as well as multiple droplets behavior, was not been conducted. Therefore, the present research will increase the understanding of the physical phenomena of ethylene glycol droplets on spray cooling.

The present experimental study aims to investigate the effect of the concentration of ethylene glycol in a water solution on the interfacial dynamics during the successive droplets impacting onto a hot solid surface. For that reason, the pure water and the ethylene glycol-water mixture were used as the working fluids. The surface temperature was achieved by using an induction heater. Next, the own developed image processing technique was implemented to gather the main quantitative parameters from the video images obtained from the experiments. The use of high-speed video camera, up to 2000fps, that was combined with the application of image processing technique, allowed this work to produce useful data and conduct in-depth analysis. Hence, the results revealed the comprehension phenomena of droplets impacting onto a hot surface. Finally, the present work provides more detailed information on the interfacial characteristics of successive droplets, in terms of the properties of fluid dependence on related phenomena experimentally.

2. Experimental apparatus and procedures

The schematic diagram of the experimental apparatus in the present experimental study is shown in Fig. 1. The apparatus consists of a solid surface, an induction heater, a droplet generator to produce the successive droplets, a high-speed video camera, and an illumination system to capture the detailed image of the droplets.

The droplet generator consists of droplet injector and the fluid tank. The droplet injector was used to inject the droplets to the surface at 50 mm above the hot surface. In the present work, the diameter and the frequency of the droplet were 3.12 mm and 8.5 droplets per second, respectively.

In the present experimental work, an induction heater, as shown clearly in Fig. 2 was used as a heat source. The main parts of the induction heater are a large copper coil, power supply, controller, and a cooling fan. The hot surface used in the present experiment

was polished stainless steel (SUS 304). The surface roughness was $Ra=0.06 \mu\text{m}$, as shown in Fig. 3. The temperature was monitored using a K-type thermocouple. Three thermocouples were placed in a specific place on the surface to ensure the surface temperature can be measured accurately.

The present experimental study is mainly designed to reveal the effect of ethylene glycol addition on the multiple droplet behavior. Hence, three different liquid was utilized. The first liquid was pure water, which is denoted as 0EG. In addition, two other solutions contain 10% and 20% ethylene glycol were also used, and those are denoted as 10EG and 20EG, respectively. Furthermore, the addition of ethylene glycol also affects the properties of the fluid. Each property of fluid was tested, and the summarize of the properties is listed in Table 1. Equally important, the dimensionless parameters of each working fluids are also determined, as shown in Table 2. Re , We , and Oh , in the table, derive the Reynolds, Weber, and Ohnesorge numbers, respectively. Each dimensionless parameter is described as follows. First, Reynolds number (Re) describes the ratio between the inertial forces and viscous forces. Furthermore, the analysis also utilizes the Weber number (We), which represents the ratio between the inertial force and surface tension force. Next, Ohnesorge number (Oh), is used to explain the relationship between the viscous forces to inertial and surface tension forces. Next, it is understood that the surface temperature also plays an important role in droplet behavior. Under similar experimental condition (surface material, the distance between the droplet generator and the testing material, the droplet impact velocity, and the initial droplet diameter), the surface temperature was also varied between 110 and 240 °C, with an interval of 10 °C, to represent different boiling regime.

The behavior of the successive droplets during the impacting onto a hot solid surface was recorded by a high-speed video camera of phantom MIRO M310. The resolution of the camera and the frame speed were 1024 x 768 and 2000 fps, respectively. To improve the light condition, set of LED lamps were placed behind the hot surface.

Between the light source and the hot surface, a diffusive layer was also installed to produce uniform lighting.

The brief procedures of this experimental study are explained as follows. First, the tanks storage was filled the working fluid. In this process, it was important to ensure that the tank storage and other parts of the droplet were clean in order to prevent any impurities. Then, the droplet injector was set as required by the present study. After the droplet generator was ready, the stainless steel specimen was placed on the induction heater. The calibration process of the thermocouple was done to maintain the accuracy of the measurement process. At the same time, the high-speed camera and the illumination system were also prepared. After all of the experimental apparatus was set, the induction heater was turned on, and the stainless-steel surface temperature gradually increased. As the desired temperature achieved, the droplet was released from the generator, and the behavior of the droplet was recorded by the high-speed camera. For each surface temperature, the experiments were repeated three times to ensure the similarity of the phenomena. Those steps were conducted for all of the parameters investigated in this study the variation of surface temperature and ethylene glycol concentration.

After the video images of the successive droplets were recorded, those were transferred to the personal computer to conduct a detailed analysis by image processing technique. The developed image processing technique was implemented to obtain the quantitative parameter of the droplet. The sequence steps of the implemented image processing technique are as follows. First, the raw image was loaded, and followed by cropping and rotating function to remove the unnecessary part and to fix the misalignment on the horizontal axis, as shown in Fig. 4a. Next, a median filter was applied to reduce the noise. In the present work, the quality of the raw image was already good. Hence, no more preprocessing steps were needed.

Furthermore, the images were converted into a binary image, as shown in Fig. 4b. The threshold value was determined carefully since it strongly affects the contour of the droplet. In most cases, the value of 0.50 was used as the threshold value. As the object representing the droplet was successfully determined, the interfacial can be detected by using the “find edge” function in a commercial MATLAB software. As shown in Fig. 4c, the edge of the object, as illustrated with a red line, shows a good agreement when it is overlapped with the raw image. If the results are unsatisfactory, the threshold value should be evaluated. The last is the measurement of the spreading diameter and the height of the droplet by tracking the position of the edge of the droplet, as shown in Fig. 4d. In the analysis, the measurement data were focused on the time variation of the spreading ratio and the apex height of the droplet. Here, the spreading ratio (d/d_o) is defined as the ratio of the droplet-spreading diameter (d) to the initial droplet diameter (d_o). In addition, Apex height (h/d_o) is the ratio of the droplet height (h) to the initial droplet diameter (d_o). The spreading ratio and apex height than are arranged in the form of time-series data, to ease the analysis of droplet phenomena, the dimensionless time (τ) is utilized and is defined:

$$\tau = \frac{t \cdot v}{d_o} \quad (1)$$

where t is time measured from the first impact, v is the impact velocity, d_o is the initial impact diameter of the droplet. $\tau=0$ is the initial time of the droplet starts to impact the hot surface.

During the experiments, it is important to reveal how the uncertainties and errors caused by the measurement data acquisition process affect parameter determination. The first component is the uncertainty produced by the sensor and data logger. The sensitivity of sensors is 0.5 %, whereas the Lutron logger TM-946, used to measure and record the temperature data, has an uncertainty of 0.05% for K-type thermocouple in range -199.9 to 1370 °C.

Regarding the visual data recording, which is later processed to produce quantitative data, the errors are strongly associated with the image resolution resulted from the comparison between the dimension of certain objects with its pixel size. In the present study, the object with a length of 50 mm was recorded in 727 pixels image. Therefore, the resolution of the image is 0,069 mm/pixel. A similar approach to conducting error analysis was carried out by Mitrakusuma et al. [39] on the basis of the approach of Taylor [40]. For instance, the uncertainty of Weber number $[We = \rho v^2 D / \sigma]$, in general, can be defined as follows.

$$\Delta We = \sqrt{\left(\frac{\partial We}{\partial \rho} \cdot \Delta \rho\right)^2 + \left(\frac{\partial We}{\partial \sigma} \cdot \Delta \sigma\right)^2 + \left(\frac{\partial We}{\partial v} \cdot \Delta v\right)^2 + \left(\frac{\partial We}{\partial D} \cdot \Delta D\right)^2} \quad (2)$$

The property of surface tension and density were assumed to be constant during the experiment. Then the uncertainty of Weber Number can be written as follows.

$$\Delta We = \frac{\rho}{\sigma} \sqrt{(2 \cdot v \cdot D \cdot \Delta v)^2 + (v^2 \cdot \Delta D)^2} \quad (3)$$

Where the Δv and ΔD represent the uncertainty of velocity and the diameter of the droplet, respectively. The summary of uncertainty analysis is shown in Table 3.

3. Result and discussions

In the next section, the collision behavior of the first droplet and the second droplet is analyzed to obtain the behavior of the successive droplets impacting onto a hot solid surface. The discussion will concentrate on the dynamic behavior of successive droplets impacting onto a hot solid surface in the region of the surface temperatures from the nucleate boiling to the critical heat flux (CHF). The effects of the additional ethylene glycol on the water solution, which directly affect the fluid properties such as the boiling temperature, viscosity, and the surface tension, are also considered

3.1. Collision dynamics of the first and second droplets impacting

3.1.1. Surface temperature is 110 °C

Fig. 5 shows the interfacial behavior of the first droplet impacting onto a hot solid surface at the surface temperature of 110 °C to represent the bubble formation nearly the region of nucleate boiling. The tested fluids were pure water (0EG), 10% ethylene glycol water solution (10EG), and 20% ethylene glycol water solution (20EG). The figure shows that the addition of ethylene glycol affects the bubble entrainment behavior. Close observation of Fig. 5 reveals that the first tiny bubble generation inside the droplet of 0EG, 10EG, and 20EG occur at $\tau = 7.05, 8.23,$ and $10.19,$ respectively. It means that the addition of ethylene glycol postpones the onset of the boiling of the solution, whereas the tiny bubble grows slower at a higher concentration of ethylene glycol. The trapped bubble mechanism inside the impacting droplet was clearly explained by Nejad et al. [41]. They reported that under room temperature, it is generated by the presence of trapped air during the initial contact of the droplet and the surface. As the droplet hits the surface, the air below the droplet is forced out to produce a sudden increment of the pressure gradient between the droplet and the surface. It leads to the formation of the bubble entrainment, as also reported by Liang et al. [16], who investigated the contact vaporization during the droplet impinging onto a hot surface.

Fig. 6 shows the time variation of the droplet interfacial behavior during the successive droplets impacting onto a hot solid surface at the surface temperature of 110 °C. Moreover, the time variations both of d/d_o and h/d_o are shown in Fig. 7. From the visual observation, it is noticed that in general, the droplet interfacial behaviors of 0EG, 10EG, and 20EG are similar during the impact process. In Fig. 6, $\tau = 0$ represents the initial impact time of the droplet. As soon as the first droplet impacts the hot surface, the droplet spreads to form a disk shape liquid. It is due to the sudden change of the momentum from vertical to the radial direction. The droplet then expands to the maximum diameter. On the other hand, as shown in the upper part of

Fig. 7, the h/d_o decreases gradually during the spreading process and reaches the minimum value. The maximum d/d_o is achieved around $\tau = 2.35$ and characterized by the occurrence of a flat liquid surface surrounded by the thicker liquid film. The maximum d/d_o of 0EG, 10EG, and 20EG are achieved at 2.52, 2.59, and 2.66, respectively. Next, the addition of 20% ethylene glycol on the water solutions gives the highest of the maximum d/d_o of the first droplet. It is caused by the presence of ethylene glycol, which decreases the surface tension of the liquid droplet. Therefore, the droplet spreads more easily at a higher concentration of ethylene glycol.

Further observation of Fig. 6 and Fig. 7 indicate that as time goes by, the droplet interfaces move back to the center, and the recoil process occurs at $\tau = 3.52$. The d/d_o decreases until below 2, and the droplet keeps their position to stick on the hot surfaces. The obtained results are in good agreement with Bai and Gossman [42], who developed a methodology for spray impingement simulation for the automotive simulation applications. Next, as also shown in Fig. 7, the h/d_o of 0EG droplet increases gradually, whereas the d/d_o drops significantly. On the other hand, the changes of the d/d_o and the h/d_o of 10EG and 20EG droplets are not as high as of 0EG. It is due to the change of the liquid viscosity influenced by the addition of ethylene glycol. In detail, the lower the concentration of ethylene glycol concentration, the lower the viscosity of the liquid. Here, the viscosity acts as a resistive force to dissipate the flow induced by the capillarity force. As a result, the droplet does not show a significant recoiling process. In addition, 0EG contains relatively low viscosity and high surface tension. The potential energy resulted from the impact processes is partially converted into kinetic energy. Consequently, the droplets recoil faster, and a high deviation during recoil and the oscillation process can be observed. The observed phenomena are also in good agreement with that of Kim and Chun [43]. After the droplet reaches the maximum recoiling process, the droplet oscillates several times until it reaches a stable condition. The droplet oscillation occurs due to the difference

in the momentum and pressure between the droplet and its surroundings, as also reported by Mitrakusuma et al. [39].

In the next section, the phenomena around the impingement of the second droplet will be discussed. Since the surface temperature is still low, the first droplet tends to stay on the surface. Next, the second droplet hits precisely the center of the first droplet. After the first droplet coalesces with the second droplet, the liquid swelling of the coalescence droplet occurs. The liquid swelling is caused by force from the impact velocity of the second droplet, as reported also by Fujimoto et al. [44]. It results in the radially spreading on the upper part of the first droplet, which increases the d/d_o . As shown in Fig. 7, the maximum d/d_o increases significantly due to the presence of the second droplet. The figure also shows that the maximum d/d_o of the 0EG, 10EG, and 20EG are 3.04, 3.10, and 3.26, respectively. It is also noticed that the presence of the second droplet also causes the coalescence droplet stays at a longer time on a hot solid surface. Therefore, it increases the amount of heat transferred from the hot surface to the liquid.

3.1.2. Surface temperature is 160 °C

It should be noted from the previous investigations that the increase of surface temperature affects the droplet impact behavior. Here, the surface temperature was set at 160 °C, representing the phenomena around the transition boiling region. It is also essential to investigate whether the change of fluid properties affects the droplet dynamics. Fig. 8 shows the dynamics behavior of 0EG, 10EG, and 20EG during the successive droplets impacting onto a hot solid surface of the surface temperature of 160 °C, while Fig. 9 shows the evolution of the corresponding both of d/d_o and h/d_o . As shown in Fig. 8, after the first droplet impacts the hot surface, the generation of the tiny bubbles due to the boiling process can be easily observed at the droplet surface. Close observation of the figure reveals that there are more generated tiny bubbles on

the 0EG droplet compared to that of both of 10EG and 20EG. This means that the boiling exists earlier at a lower concentration of ethylene glycol.

In terms of the spreading phenomenon, it is found that the 20EG produces the highest d/d_o , as shown clearly in Fig. 9. The maximum d/d_o of 20EG, 10EG, and 0EG are 2.95, 2.62, and 2.68, respectively. The detail observation on the recoil process indicates that the 0EG droplet produces the highest h/d_o . It can be explained as follows. The transferred heat from the hot surface to the liquid causes the presence of a local temperature difference inside the droplet. The natural convection leads the liquid motion and creates a local fluid flow. However, the obtained energy from the droplet impact is big enough to overcome the local turbulence inside the liquid. Therefore, the droplet behavior is the same as the surface temperature of 110 °C. As time progresses, a number of the tiny bubbles were formed. It is due to a higher heat transfer rate from the hot surface to the droplet, as reported by Riswanda et al. [45]. The number of transferred heats from the hot surface to the liquid also rises, which leads to the increase of the number of tiny bubbles inside the liquid droplet. The boiling point of the 0EG droplet is achieved faster than that of 10EG and 20EG, hence the number of tiny bubbles in 0EG increases significantly. Here, the small bubble interaction and the liquid flow turbulence inside the liquid droplet lead the droplet to expand. As a result, the d/d_o of the 0EG droplet during the recoil process is slightly higher than that of 10EG and 20EG. The presence of the small bubble inside of the liquid also influences the surface of the droplet. The higher amount of the small bubble causes the droplet surface is not as smooth as that of 10 EG and 20EG, in which the droplet tends to be wavy.

As time progresses to $\tau = 66.6$ as shown in Fig. 8, it is observed that the evolution of d/d_o and h/d_o are strongly influenced by the behavior of the generated bubble inside the liquid. The obtained phenomenon is quite different from that of the

previous case at the surface temperature of 110 °C, where the momentum of the droplet plays an important role. As shown in Fig. 9, the second droplet hits the first droplet at around $\tau = 90.9$. Quantitatively, the presence of the second droplet improves the d/d_o , which represents the wettability of the droplet. Moreover, it is also observed that after the droplet coalescence, the fluctuation on the droplet surface suddenly decreases. At $\tau = 94.0$, the droplet surface looks smoother, and the center of droplet almost free from the small bubble, as shown clearly in Fig. 8.

Fig. 10 shows the detailed illustration of the droplet expansion due to the presence of a generated bubble inside the droplet. The expansion spreading droplet is affected by the boiling point of the droplet. Generated bubble inside the droplet causes both of d/d_o , and h/d_o tend to increase during the time. In addition, the formation of the secondary droplet was also detected during this phase. Cossali et al. [46] noted that the presence of secondary droplets is strongly related to the bubble behavior inside the liquid droplet. As the droplet impacts onto a hot solid surface, the heat is transferred from the surface into the liquid. The boiling triggers the formation of the small bubbles. The bubble grows and breaks the liquid lamella to form a secondary droplet. Another important thing should be considered that the secondary droplet is firstly observed at the 0EG droplet ($\tau = 5.48$) while it appears at 10EG and 20EG at $\tau = 6.66$ and 10.97, respectively. The possible reason is at a lower liquid viscosity, and the droplet tends to separate easily to form the tiny satellite droplets, as also reported by Bernardin et al. [2].

3.1.3. Surface temperature is 210 °C

Fig. 11 shows the dynamics of the first and second droplets impacting onto a hot solid surface of 0EG, 10EG, and 20EG at the surface temperature of 210 °C, in which the corresponding evolution of d/d_o and h/d_o are depicted in Fig. 12. This surface temperature represents the temperature in the region of transition boiling. As

shown in Fig. 11, the observed phenomena are almost the same as the phenomena the surface temperature of 160 °C. That is, the generated bubbles increase more easily at 0EG than that of 10EG and 20EG. Next, the droplet surface becomes lumpier for all the tested liquids. Those are shown clearly at $\tau = 2.35$. On the other hand, it is also noticed that the maximum d/d_o of 0EG is achieved at $\tau = 3.13$ while that of both of 10EG and 20EG are at $\tau = 2.35$. As the heat transfer process from the surface to the liquid occurs, the presence of local liquid flow and a high number of generated tiny bubbles causes the spreading process at 0EG is slightly interrupted.

Next, the droplet starts to recoil as soon as the maximum spreading diameter is achieved. This process is followed by the boiling process on the droplet body. The maximum h/d_o of 0EG, 10EG, and 20EG droplets are 1.36, 0.96, and 1.13, respectively, as depicted clearly in Fig. 13. The figure shows that more secondary droplets, both vertical and horizontal directions, were observed in comparison to that the lower surface temperature. At 0EG, the boiling occurs faster and leads to the formation of a thin vapor layer below the droplet. Due to the 0EG, the droplet has the lowest boiling point. Therefore, the droplet recoil and the maximum h/d_o occurs easily.

After the recoil of the 0EG, the d/d_o decreases, while the d/d_o both of 10EG and 20EG tend to increase slightly. Close observation of Fig. 12 reveals that at 0EG, the occurrence of the secondary droplet is more often observed in comparison to that of 10EG and 20EG. As a result, the droplet volume of 0EG reduces significantly, and the d/d_o decreases. Although the volume of 0EG loses partially due to the formation of the secondary droplet, the droplet is still able to stick on the hot surface until the presence of the second droplet. From the visual observation, it can be concluded that the presence of the second droplet has successfully improved the wettability. Similar

to the previous cases, the 20EG droplet shows the highest maximum d/d_o . In detail, the maximum d/d_o for 0EG, 10EG, and 20EG are 3.02, 3.12, and 3.78, respectively.

The analysis of the observed phenomena indicates that at the surface temperature of 110 °C, the droplet tends to be stable after the second droplet impacts. While at the surface temperature of 160 °C, the expansion process due to the bubble growth and fluid turbulence causes the increase of d/d_o . At a higher surface temperature of 210 °C as an example, the d/d_o generally decreases due to a higher rate of the evaporation and the formation of the secondary droplets.

3.2. Effect of the second droplet impact on the collision behavior

The increase of d/d_o during the successive droplets phenomena are strongly affected by the condition of the first droplet before the appearance of the second droplet, whether it spreads, recoils, bounces, or splashes. Fig. 14 shows the obtained phenomena during the impact of the second droplet under the various surface temperatures. Here, the 20EG is taken as an example. Close investigation on the figure reveals that at the surface temperature of 110 °C, the second droplet appears when the first droplet spreads and completely sticks with hot surfaces. As a result, the second droplet effectively coalesces. Therefore, the d/d_o can be improved. While at the surface temperature of 160 °C, the first droplet boiled and followed by the expansion process. The secondary droplet starts to appear and results in a decrease in droplet volume. The presence of the second droplet successfully improves the d/d_o , although it is not as effective as the case of the surface temperature of 110 °C. At the surface temperature of 210 °C, the evaporation rate increases, and more secondary droplets were generated. Therefore, the droplet volume decreases significantly. At this surface temperature, the increase of d/d_o due to the presence of the second droplet is smaller than that of 110 °C and 160 °C.

Fig. 15 shows the visualization of the droplet impingement onto a hot solid surface at the surface temperature of 230°C. Fig.15 (a), (b), and (c) correspond to the cases of 0EG, 10EG, and 20EG, respectively. The research on the droplet interaction, such as conducted by Piskunov et al. [22] and Kuznetsov et al. [35], points out the importance of investigating this phenomenon, which strongly affected by component concentrations and fluid properties. In figure 15(a), the first droplet bounces and moves from the initial impact position. While Fig. 15(b) shows that the first droplet of the 10EG maintains its position, so the second droplet can significantly improve the d/d_o since it completely hits the first droplet. During the impact phenomena of 10EG, the first droplet tends to stay in the initial position because of the slower rate of the boiling process. In addition, the droplet only experiences a small change of the surface tension, the impact phenomena of the 20EG depicted in Fig 15(c). Here, the 20EG droplet shows similar behavior to that of 10EG, whereas the first droplet tends to maintain its initial position. Both phenomena can be classified into the regime of coalescence in which the droplets merge into a single droplet and support the cooling process, as suggested by Piskunov et al. [22]. Although the evaporation rate in the high temperature leads to the presence of a gas-vapor layer around the droplet, the kinetic energy of the second droplet is able to overcome the layer. Therefore the coalescence process occurred. Equally important, this finding reveals the effect of ethylene glycol addition on droplet behavior, in which the addition increases the boiling point of the mixtures. Furthermore, it delays the formation of the thin gas film under the droplet. Hence, it is able to hold its position until the impact of the second droplet.

3.3. Maximum spreading ratio

Fig. 16 shows the effect of the surface temperatures and ethylene glycol concentration on the maximum d/d_o obtained from the present work. As shown in the figure, in the range of the surface temperatures of 110°C to 120 °C, the maximum d/d_o is

affected by the dynamics of the impacting of the first and second droplets. On the other hand, in the temperature range of 130°C to 230 °C, the first droplet experience various phenomena, such as the evaporation, the bubble generation, and the presence of secondary droplets. It causes the fluctuation of the maximum d/d_o . If the surface temperature is increased higher than 240 °C, the thin vapor layer below the first droplet leads the bouncing of the first droplet from the hot surface. Consequently, the maximum d/d_o after the presence of the second droplet does not increase significantly.

Fig. 17 shows the effect of the concentration of ethylene glycol on the maximum d/d_o can be successfully revealed. In general, it consists of data of three different fluid, 0EG, 10EG, and 20EG in the condition after the first and second droplet impact. Each point represents the summary of data gathered from a surface temperature between 110 °C to 240 °C, with an interval of 10 °C. The increase of the maximum d/d_o due to the addition of 10 %, and 20 % ethylene glycol on the pure water solution is obtained around 6.2% and 19.3%, respectively. In addition, the increase of maximum d/d_o due to the presence of the second droplet on the 0EG, 10EG, and 20EG droplets are 24.8 %, 33.3 %, and 31.4 %, respectively. Therefore, it can be concluded that the increase of the concentration of ethylene glycol, which directly reduces the surface tension, increases the spreading ratio.

Next, the comparison of the maximum spreading ratio obtained from the present work and available correlation from the previous researches, as indicated in Table 4, is depicted in Fig. 16. The figure also consists of the data of Deendarlianto [1], who investigated the behavior of droplets impacting two modules of stainless steel coated by TiO_2 . The figure reveals that the behavior of the first droplet impacts strongly affecting by Weber number as suggested by Liang et al. [47] and Hatta et al. [48]. From those facts, it can be noticed that the available correlations were formulated only based on the first droplet impact phenomena. As shown in the figure, the correlation from Liang et al. [47] and Hatta et al. [48]. Overpredict to the present experimental data. The possible reason for

the discrepancy is that the available correlations were developed under different experimental conditions such as solid surface material and liquid properties. Furthermore, the present data underestimate to that of Deendarlianto et al. [1] who conducted the experimental study under a higher impact velocity. The above facts indicate that the maximum spreading velocity of a droplet impacting a hot solid surface is strongly affected by the experimental conditions and the liquid properties. Hence, it is important to conduct a further experimental study to obtain high-quality data to formulate a new correlation, which represents the physics of successive droplets impacting onto a hot solid surface.

The present experimental study has comprehensively revealed the influence of ethylene glycol concentration, associated with the change of surface tension and the liquid viscosity, on the droplet behavior. Although the Weber number has successfully described the dynamics of the droplet during the impact, in-depth analysis covering the effect of those fluid properties should be elaborated by utilizing the Ohnesorge number as suggested by Chen et al. [49]. Ohnesorge number, as indicated in Table 2 for all of the working fluid, is strongly related to the resistive force during the spreading process. Fig. 17 shows that the increase of Ohnesorge number is also followed by an increase in the maximum spreading ratio. Close observation of the figure reveals that the ratio of the increase of Ohnesorge number is slightly higher than that of the ratio of increase of the spreading ratio. This means that the effect of viscosity is more dominant than that of surface tension during the impacting of successive droplets onto a horizontal hot solid surface.

Conclusions

The visualization study of the effect of the concentration of ethylene glycol on the interfacial dynamics of the successive droplets impacting onto a horizontal hot solid surface was carried out. The concentration of ethylene glycol on the solution was varied from 0 to 20 %. The results are summarized as follows:

1. Ethylene glycol plays a significant role in the dynamic behavior of the successive droplets impacting onto a horizontal hot solid surface. At the surface temperature of 110 °C, the increase of the concentration of ethylene glycol causes the decrease of the droplet oscillation after the spreading phase. In addition, the postpone growth of tiny bubbles was also detected due to the addition of the concentration of ethylene glycol.
2. The addition of the concentration of ethylene glycol decreases the spreading velocity. It is strongly affected by the presence of resistant forces, which increases as the increase of the liquid viscosity. Next, the formation of the secondary droplet is delayed with the increase of the concentration of ethylene glycol.
3. The presence of the second droplet, in general, improves the wetting area of the droplet. The droplet at the surface temperature of 110 °C sticks with the hot surfaces during the presence of the second droplet, which leads to the effective coalescence phenomenon. While at the temperature of 160 °C and 210 °C, the first droplet has experienced the volume decrease due to secondary droplets.
4. The addition of ethylene glycol causes the increase of the maximum d/d_o . The increase of the maximum d/d_o due to the addition of 10 % and 20 % ethylene glycol on the pure water solution is obtained around 6.2% and 19.3%, respectively. Furthermore, the presence of the second droplet improves the wettability of the droplet. The increase of maximum d/d_o due to the presence of the second droplet on the 0EG, 10EG, and 20EG droplets are 24.8 %, 33.3%, and 31.4 %, respectively.

Acknowledgements

The work was carried out within a special research project funded by Gadjah Mada University under the scheme of “Rekognisi Tugas Akhir”. The project number is 2127/UN1/DITLIT/DIT-LIT/LT/2019. The authors also would like to express their sincere appreciation to the member of the Fluid Mechanics Laboratory, Department of

Mechanical and Industrial Engineering, Faculty of Engineering Gadjah Mada University, for their support.

REFERENCES

- [1] Deendarlianto, Y. Takata, S. Hidaka, Indarto, A. Widyaparaga, S. Kamal, Purnomo, M. Kohno, Effect of static contact angle on the droplet dynamics during the evaporation of a water droplet on the hot walls, *Int. J. Heat Mass Transf.* 71 (2014) 691–705. <https://doi.org/10.1016/j.ijheatmasstransfer.2013.12.066>.
- [2] J.D. Bernardin, C.J. Stebbins, I. Mudawar, Mapping of impact and heat transfer regimes of water drops impinging on a polished surface, *Int. J. Heat Mass Transf.* 40 (1997) 247–267. [https://doi.org/10.1016/0017-9310\(96\)00119-6](https://doi.org/10.1016/0017-9310(96)00119-6).
- [3] S.L. Manzello, J.C. Yang, An experimental investigation of water droplet impingement on a heated wax surface, *Int. J. Heat Mass Transf.* 47 (2004) 1701–1709. <https://doi.org/10.1016/j.ijheatmasstransfer.2003.10.020>.
- [4] J. Shen, C. Graber, J. Liburdy, D. Pence, V. Narayanan, Simultaneous droplet impingement dynamics and heat transfer on nano-structured surfaces, *Exp. Therm. Fluid Sci.* 34 (2010) 496–503. <https://doi.org/10.1016/j.expthermflusci.2009.02.003>.
- [5] A.S. Moita, A.L.N. Moreira, Drop impacts onto cold and heated rigid surfaces: Morphological comparisons, disintegration limits and secondary atomization, *Int. J. Heat Fluid Flow.* 28 (2007) 735–752. <https://doi.org/10.1016/j.ijheatfluidflow.2006.10.004>.
- [6] A.K. Thokchom, Q. Zhou, D. Kim, D. Ha, T. Kim, Characterizing Self-assembly and Deposition Behavior of Nanoparticles in, *Sensors Actuators B. Chem.* (2017). <https://doi.org/10.1016/j.snb.2017.06.045>.
- [7] M. Eslamian, Spray-on Thin Film PV Solar Cells: Advances, Potentials and Challenges, *Coatings.* 4 (2014) 60–84. <https://doi.org/10.3390/coatings4010060>.
- [8] M.D. King, J.C. Yang, W.C. Chien, W.L. Grosshandler, Evaporation of a small water droplet containing an additive, in: *Proc. 32nd ASME Natl. Heat Transf. Conf.*, 1997.
- [9] Q. Cui, S. Chandra, S. McCahan, The effect of dissolving salts in water sprays used for quenching a hot surface: Part 1 - Boiling of singled droplets, *J. Heat Transfer.* 125 (2003) 326–332. <https://doi.org/10.1115/1.1532010>.
- [10] S.L. Manzello, J.C. Yang, On the collision dynamics of a water droplet containing an additive on a heated solid surface, *Proc. R. Soc. A Math. Phys. Eng. Sci.* 458 (2002) 2417–2444. <https://doi.org/10.1098/rspa.2002.0980>.
- [11] Š. Šikalo, E.N. Ganić, Phenomena of droplet-surface interactions, *Exp. Therm. Fluid Sci.* 31 (2006) 97–110. <https://doi.org/10.1016/j.expthermflusci.2006.03.028>.
- [12] Deendarlianto, Y. Takata, A. Widyatama, A.I. Majid, A. Wiranata, A. Widyaparaga, M. Kohno, S. Hidaka, Indarto, The interfacial dynamics of the micrometric droplet diameters during the impacting onto inclined hot surfaces, *Int. J. Heat Mass Transf.* 126 (2018) 39–51. <https://doi.org/10.1016/j.ijheatmasstransfer.2018.05.023>.
- [13] S. Chandra, C.T. Avedisian, On the Collision of a Droplet with a Solid Surface, *Proc. R. Soc. A Math. Phys. Eng. Sci.* 432 (1991) 13–41. <https://doi.org/10.1098/rspa.1991.0002>.
- [14] G. Liang, I. Mudawar, Review of drop impact on heated walls, *Int. J. Heat Mass Transf.* 106 (2017) 103–126. <https://doi.org/10.1016/j.ijheatmasstransfer.2016.10.031>.
- [15] Y.S. Ko, S.H. Chung, An experiment on the breakup of impinging droplets on a hot surface, *Exp. Fluids.* 21 (1996). <https://doi.org/10.1007/BF00193915>.

- [16] G. Liang, X. Mu, Y. Guo, S. Shen, S. Quan, J. Zhang, Contact vaporization of an impacting drop on heated surfaces, *Exp. Therm. Fluid Sci.* 74 (2016) 73–80. <https://doi.org/10.1016/j.expthermflusci.2015.11.027>.
- [17] N. Laan, K.G. De Bruin, D. Bartolo, C. Josserand, D. Bonn, Maximum diameter of impacting liquid droplets, *Phys. Rev. Appl.* 2 (2014) 1–7. <https://doi.org/10.1103/PhysRevApplied.2.044018>.
- [18] S.G. Whisenant, L.F. Bouse, R.A. Crane, R.W. Bovey, Droplet size and spray volume effects on honey mesquite mortality with clopyralid, 46 (2015) 257–261. <https://doi.org/10.2307/4002618>.
- [19] D.R. Shaw, W.H. Morris, E.P. Webster, D.B. Smith, Effects of Spray Volume and Droplet Size on Herbicide Deposition and Common Cocklebur (*Xanthium strumarium*) Control, 14 (2000) 321–326. [https://doi.org/10.1614/0890-037X\(2000\)014\[0321:EOSVAD\]2.0.CO;2](https://doi.org/10.1614/0890-037X(2000)014[0321:EOSVAD]2.0.CO;2).
- [20] X. Zhang, O. Basaran, Dynamic Surface Tension Effects in Impact of a Drop with a Solid Surface, *J. Colloid Interface Sci.* 187 (1997) 166–78. <https://doi.org/10.1006/jcis.1996.4668>.
- [21] T. Wibowo, A. Widyatama, S. Kamal, Indarto, Deendarlianto, The dynamics behavior of successive multiple droplets impacting onto hot surface under high concentration of ethylene glycol aquades solution, *AIP Conf. Proc.* (2018) 30009. <https://doi.org/10.1063/1.5049981>.
- [22] M.V. Piskunov, N.E. Shlegel, P.A. Strizhak, R.S. Volkov, Experimental research into collisions of homogeneous and multi-component liquid droplets, *Chem. Eng. Res. Des.* 150 (2019) 84–98. <https://doi.org/10.1016/j.cherd.2019.07.030>.
- [23] C. Tang, M. Qin, X. Weng, X. Zhang, P. Zhang, J. Li, Z. Huang, Dynamics of droplet impact on solid surface with different roughness, *Int. J. Multiph. Flow.* 96 (2017) 56–69. <https://doi.org/10.1016/j.ijmultiphaseflow.2017.07.002>.
- [24] Y. Takata, M. Kohno, S. Hidaka, T. Wakui, The effects of the surface roughness on the dynamic behavior of the successive micrometric droplets impacting onto inclined hot surfaces, *Int. J. Heat Mass Transf.* 101 (2016) 1217–1226. <https://doi.org/10.1016/j.ijheatmasstransfer.2016.05.132>.
- [25] M.L. Hakim, T. Wibowo, A. Widyatama, Deendarlianto, Indarto, The effect of surface roughness on dynamic behaviour of the successive multiple droplets impacting onto aluminium hot surfaces, *IOP Conf. Ser. Mater. Sci. Eng.* 434 (2018). <https://doi.org/10.1088/1757-899X/434/1/012183>.
- [26] T. Wibowo, A. Widyatama, S. Kamal, Indarto, Deendarlianto, The effects of the material conductivity on the dynamics behavior of the multiple droplets impacting onto hot surface, *AIP Conf. Proc.* (2018) 20015. <https://doi.org/10.1063/1.5046211>.
- [27] E.R. Negeed, M. Albeirutty, Y. Takata, Dynamic behavior of micrometric single water droplets impacting onto heated surfaces with TiO₂ hydrophilic coating, *Int. J. Therm. Sci.* 79 (2014) 1–17. <https://doi.org/10.1016/j.ijthermalsci.2013.12.011>.
- [28] H. Fujimoto, S. Yoshimoto, K. Takahashi, T. Hama, H. Takuda, Deformation behavior of two droplets successively impinging obliquely on hot solid surface, *Exp. Therm. Fluid Sci.* 81 (2017) 136–146. <https://doi.org/10.1016/j.expthermflusci.2016.10.009>.
- [29] T. Zhang, J.P. Muthusamy, J. Alvarado, A. Kanjirakat, Reza Sadr, Experimental and Numerical Visualization of Droplet-Induced Crown Splashing Dynamics, *J. Heat Transf.* 139 (2017) 935799. <https://doi.org/10.1115/1.4035579>.
- [30] J.P. Muthusamy, T. Zhang, J. Alvarado, A. Kanjirakat, Effects of High Frequency Droplet Train Impingement on Crown Propagation Dynamics and Heat Transfer, 138 (2016) 1–2. <https://doi.org/https://doi.org/10.1115/1.4032231>.

- [31] H. Fujimoto, Y. Oku, T. Ogihara, H. Takuda, Hydrodynamics and boiling phenomena of water droplets impinging on hot solid, *Int. J. Multiph. Flow.* 36 (2010) 620–642. <https://doi.org/10.1016/j.ijmultiphaseflow.2010.04.004>.
- [32] W. Jia, H.H. Qiu, Experimental investigation of droplet dynamics and heat transfer in spray cooling, *Exp. Therm. Fluid Sci.* 27 (2003) 829–838. [https://doi.org/10.1016/S0894-1777\(03\)00015-3](https://doi.org/10.1016/S0894-1777(03)00015-3).
- [33] H. Fujimoto, A.Y. Tong, H. Takuda, Interaction phenomena of two water droplets successively impacting onto a solid surface, *Int. J. Therm. Sci.* 47 (2008) 229–236. <https://doi.org/10.1016/j.ijthermalsci.2007.02.006>.
- [34] A.Y. Tong, S. Kasliwal, H. Fujimoto, On the Successive Impingement of Droplets Onto a Substrate, *Numer. Heat Transf. Part A Appl.* 52 (2007) 531–548. <https://doi.org/10.1080/10407780701303716>.
- [35] G.V. Kuznetsov, N.E. Shlegel, Y. Solomatin, P.A. Strizhak, Combined techniques of secondary atomization of multi-component droplets, *Chem. Eng. Sci.* 209 (2019) 115199. <https://doi.org/10.1016/j.ces.2019.115199>.
- [36] M.A. Clay, M.J. Miksis, M.A. Clay, M.J. Miksis, Effects of surfactant on droplet spreading, *Phys. Fluids.* 16 (2004) 3070–3078. <https://doi.org/10.1063/1.1764827>.
- [37] P. Pontes, E. Teodori, A.S. Moita, A.L.N. Moreira, U. De Lisboa, Time Resolved Infrared Analysis of Droplet Impacts onto Heated Surfaces Under Extreme Wetting Scenarios, (2017) 6–8. <https://doi.org/10.4995/ILASS2017.2017.5012>.
- [38] S. Devireddy, C.S.R. Mekala, V.R. Veeredhi, Improving the cooling performance of automobile radiator with ethylene glycol water based TiO₂ nanofluids, *Int. Commun. Heat Mass Transf.* 78 (2016) 121–126. <https://doi.org/10.1016/j.icheatmasstransfer.2016.09.002>.
- [39] W.H. Mitrakusuma, S. Kamal, Indarto, M. Dyan Susila, Hermawan, Deendarlianto, The dynamics of the water droplet impacting onto hot solid surfaces at medium Weber numbers, *Heat Mass Transf. Und Stoffuebertragung.* 53 (2017) 3085–3097. <https://doi.org/10.1007/s00231-017-2053-0>.
- [40] Taylor J.R., *An Introduction to Error Analysis, The study of uncertainties in physical measurement*, 2nd ed., University Science Books, Sausalito California, 1997.
- [41] V. Mehdi-Nejad, J. Mostaghimi, S. Chandra, Air bubble entrapment under an impacting droplet, *Phys. Fluids.* 15 (2003) 173–183. <https://doi.org/10.1063/1.1527044>.
- [42] C. Bai, A.D. Gosman, Development of methodology for spray impingement simulation, *SAE Tech. Pap.* 950283 (1995) 69–87. <https://doi.org/10.4271/950283>.
- [43] H.Y. Kim, J.H. Chun, The recoiling of liquid droplets upon collision with solid surfaces, *Phys. Fluids.* 13 (2001) 643–659. <https://doi.org/10.1063/1.1344183>.
- [44] H. Fujimoto, S. Ito, I. Takezaki, Experimental study of successive collision of two water droplets with a solid, *Exp. Fluids.* 33 (2002) 500–502. <https://doi.org/10.1007/s00348-002-0471-2>.
- [45] A. Riswanda, I. Pranoto, T. Wibowo, Deendarlianto, Indarto, Study on the effect of Weber Number to heat transfer of multiple droplets on hot stainless steel surface, *MATEC Web Conf.* 154 (2018) 0–3. <https://doi.org/10.1051/mateconf/201815401114>.
- [46] G.E. Cossali, M. Marengo, M. Santini, J. Watanabe, Secondary Droplet Atomisation From Single Drop Impact on Heated Surfaces, *ILASS Eur.* 2002. (2002).
- [47] G. Liang, S. Shen, Y. Guo, J. Zhang, Boiling from liquid drops impact on a heated wall, *Int. J. Heat Mass Transf.* 100 (2016) 48–57. <https://doi.org/10.1016/j.ijheatmasstransfer.2016.04.061>.
- [48] N. Hatta, H. Fujimoto, K. Kinoshita, H. Takuda, Experimental Study of Deformation

Mechanism of a Water Droplet Impinging on Hot Metallic Surfaces Above the Leidenfrost Temperature, *J. Fluids Eng. Trans. ASME*. 119 (1997) 692–699.
<https://doi.org/10.1115/1.2819300>.

- [49] H. Chen, W. Cheng, Y. Peng, L. Jiang, Dynamic Leidenfrost temperature increase of impacting droplets containing high-alcohol surfactant, *Int. J. Heat Mass Transf.* 118 (2018) 1160–1168. <https://doi.org/10.1016/j.ijheatmasstransfer.2017.11.100>.

HIGHLIGHTS

- The behaviors of successive droplets impact onto a horizontal hot solid surface were studied.
- The tested liquid droplets were pure water and pure water that contain 10% and 20% ethylene glycol.
- The tested solid material was polished stainless steel (SUS 304).
- The effects of ethylene glycol on the droplet behavior were comprehensively presented.
- The spreading velocity decreases with the increase of the ethylene glycol concentration.

The effect of ethylene glycol concentration on the interfacial dynamics of the successive droplets impacting onto a horizontal hot solid surface

Teguh Wibowo^{1,3}, Arif Widyatama^{1,2}, Samsul Kamal^{1,2}, Indarto^{1,2}, Deendarlianto^{1,2,*}

¹*Department of Mechanical & Industrial Engineering, Faculty of Engineering Gadjah Mada University, Jalan Grafika No.2 Yogyakarta 55281, Indonesia*

²*Center for Energy Studies, Gadjah Mada University, Sekip Blok K 1A, Kampus UGM, Bulaksumur, Yogyakarta 55281, Indonesia*

³*Department of Mechanical Engineering, Sekolah Tinggi Teknologi Adisutjipto, Jl. Janti Blok R. Lanud, Yogyakarta 55198, Indonesia*

ABSTRACT

The present work aimed to conduct the visualization study on the effect of the ethylene glycol concentration on the interfacial behavior of successive droplets during the impacting onto a horizontal hot solid surface. The tested liquid droplets were pure water and two ethylene glycol-water mixtures, which contain 10 % and 20 % of ethylene glycol. A polished cylindrical plate of stainless steel (SUS 304), with the surface roughness of 0.06 μm , was utilized as a solid surface. The surface varies for temperatures of about 110 °C to 240 °C. The detailed phenomena during the droplet impact were recorded by using a high-speed video camera with the frame speed of 2000 fps and the resolution of the 1024 x 768. In addition, an own developed image processing technique was also implemented to obtain the quantitative parameters, such as the spreading ratio and the apex height during the droplet impacting onto a hot solid surface. As a result, the interfacial dynamics of the successive droplets were clarified. The addition of the concentration of ethylene glycol leads to the decrease of droplet oscillation during the spreading phase and delays both the bubble formation and the presence of secondary droplets. In addition, the research also reveals that the presence of the second droplet successfully improves the wetting area of the droplet.

Keywords: *Spray cooling, Successive droplets, Spreading ratio, Apex height*

***Corresponding Author:**

Deendarlianto
Department of Mechanical and Industrial Engineering
Faculty of Engineering, Gadjah Mada University, Indonesia
Phone and Fax: +62 274 521673
Email: deendarlianto@ugm.ac.id

1. Introduction

The cooling system utilizing liquid media becomes a critical part of various industry, especially the metal industry, which work under high temperature. For instance, the quenching process of metal is essentially needed to achieve the desired metal structure as well as improve the material properties such as strength and hardness. Because of the benefits, spray cooling becomes one of the suitable methods in metal cooling. The main advantages of this method were realized by previous researchers, such as Deendarlianto et al. [1], who concluded that the heat fluxes produced by liquid droplet impacting onto a hot surface are much higher than that of the forced convective cooling. Equally important, the spray cooling is also widely known due to its adaption ability in various cooling situations as well as savings inflow rate requirements [2]. In the industrial applications, the liquid agent distribution contributes to the formation of many droplets that is difficult to study systematically under realistic conditions [3]. For this reason, single droplet experiments can be used to understand the transient heat transfer features required to predict the overall heat transfer property of an overall spray. Several methods have been developed to fulfill the importance of each relation aspect, and the spray cooling had shown its effectiveness as a thermal control [4].

Besides the application of spray cooling, the liquid droplet can be widely implemented in other fields of works, such as in the combustion process of liquid fuel [5], the inkjet technology in the printing system [6], and spray coating [7]. In addition, several studies have focused on the impingement on heated surfaces of water droplets containing additives [8–10]. Those widespread applications indicate that comprehensive knowledge is essentially needed since the desired effect may vary according to the application [11]. A fundamental understanding of droplet interfacial dynamics is also crucial to handle some controllable parameters during the operation process, such as wettability, impact speed, and surface temperature [12]. For instance, the parameter of surface temperature should

consider the Leidenfrost phenomenon, which strongly influences the heat transfer performance. It is described as the presence of a thin vapor layer, which prevents the contact between liquid droplets and the hot surface. The research conducted by Chandra and Avedisian [13] pointed out the importance of Leidenfrost point, producing the longest evaporation time and the lowest high transfer rate.

Boiling is defined as the phase transformation from liquid to vapor under a particular condition. In the phenomenon of a droplet impacting the hot surface, the boiling process occurs when the liquid droplet is in contact with the solid surface where the surface temperature is maintained above the saturation temperature of the liquid. Liang and Mudawar [14] classified those boiling phenomena regimes according to the wall temperatures and evaporation behavior. The regimes are film evaporation, nucleate boiling, transition boiling, and film boiling. Moreover, Bernardin et al. [2] reported that the regimes of a droplet impacting hot surfaces are strongly affected by surface temperature and Weber number. The detailed observation of the evaporation characteristics and droplet break up event was also conducted by Ko and Chung [15]. To conclude, the above studies reveal that each regime experiences different mechanisms and strongly influences the heat transfer process and fluid flow. Therefore, an in-depth analysis of these aspects has attracted researcher attention [16].

In general, the phenomenon of a liquid droplet impacting onto hot solid surfaces can be explained as follows. As the droplet comes out from the droplet generator and hits a hot surface, it experiences the change of movement direction. The kinetic energy in the droplet body is released into the radial direction. After reaching the maximum spreading diameter, the droplet retracts back under the action of surface tension [17] and produces a complex phenomenon. Each case produces a different behavior since it is influenced by many factors such as droplet diameter [18,19], the fluid properties [20–22], the surface roughness [23–25], and the surface material [26,27].

The recent study is even expanded into a more complex matter since both in nature and industrial application, the occurred phenomena are certainly more complicated than that of the impact of a single droplet. Most of the droplets act in the form of successive droplets, which means the interaction between droplets should be considered in the analysis. Fujimoto et al. [28] argued that the fundamental understanding during the successive droplets impinging onto a hot solid surface requires extensive investigations. Several comprehensive researches on the successive droplets have been conducted by previous researchers [28–32] to gather droplet characteristics. In terms of experiments, Fujimoto et al. [33] utilized two-directional photography to capture the phenomena of two successive water droplets impacting Inconel alloy and successfully discussed the droplet collision as well as the effect of the spacing between the two droplets.

Furthermore, numerical investigation, covering volume-of-fluid to determine the free liquid of surface and continuum surface force model to calculate the surface tension, were conducted by Tong et al. [34]. They successfully obtained the detailed flow fields of the liquid and provide the physics during the impingement. Kuznetsov et al. [35] concluded that the kinetic energy acting in the radial direction transforms into the viscous dissipation energy, while the initial kinetic energy of the droplet partially transforms into the surface tension energy and viscous dissipation energy. However, the available research related to successive droplet has not revealed all phenomena, especially the phenomena which can only be analyzed from high-quality data. At the same time, the recent trend research proves that the image processing technique has become a reliable method to enrich the analysis process. Hence, it is important to carry-out more experimental works, mainly utilizing image processing techniques, in order to reveal the comprehensive behavior of successive droplets impacting onto a hot solid surface.

Although the water is still considered as the most favorite liquid for spray cooling, it is also essential to find a proper method to enhance the cooling performance of the droplet by adding the surfactant or other liquid to form a solution. Cui et al. [9] compared

three kinds of salts (NaCl, Na₂SO₄, and MgSO₄) on metal cooling behavior. They mentioned that each salt produces a particular effect on the various parameter such as nucleate boiling heat transfer and boiling transition. Clay and Miskis [36] investigated the effect of surfactant on the droplet spreading, and concluded that the increase of the surfactant decreases the spreading rate of the droplet due to the formation of a negative surface tension gradients near the contact line. Next, Pontes et al. [37] performed the experiments to examine the effect of the ethanol-water solution on the single droplet impacting onto a hot solid surface. They reported that the ethanol-water solution reaches the maximum spreading diameter slightly faster than the water. In addition, the spreading diameter of the ethanol solution was larger than that of the water. Although the importance of the effect of the physical properties on the droplet behavior was examined by previous researchers, a complete understanding of it has not achieved yet. Therefore, the droplet dynamics should be deeply investigated to obtain more detailed information, such as the entrainment of the small bubble, and explain how the change of fluid properties affects the droplet dynamics.

From the above facts, it was concluded that most of the researches were conducted in the form of single droplet impact conditions, whereas in the practical application, the multiple successive droplets were often found. In addition, it is also noticed that a comprehensive study on the effect of fluid properties is rarely discussed. On the other hand, in the cooling and conventional heat exchanger system, several additives have been used to improve the properties of a liquid, such as the freezing point and boiling point of the ethylene glycol. In general, the recent research of ethylene glycol utilization is still focused on the radiator system [38], whereas the comprehensive research on the spray cooling, as well as multiple droplets behavior, was not been conducted. Therefore, the present research will increase the understanding of the physical phenomena of ethylene glycol droplets on spray cooling.

The present experimental study aims to investigate the effect of the concentration of ethylene glycol in a water solution on the interfacial dynamics during the successive droplets impacting onto a hot solid surface. For that reason, the pure water and the ethylene glycol-water mixture were used as the working fluids. The surface temperature was achieved by using an induction heater. Next, the own developed image processing technique was implemented to gather the main quantitative parameters from the video images obtained from the experiments. The use of high-speed video camera, up to 2000fps, that was combined with the application of image processing technique, allowed this work to produce useful data and conduct in-depth analysis. Hence, the results revealed the comprehension phenomena of droplets impacting onto a hot surface. Finally, the present work provides more detailed information on the interfacial characteristics of successive droplets, in terms of the properties of fluid dependence on related phenomena experimentally.

2. Experimental apparatus and procedures

The schematic diagram of the experimental apparatus in the present experimental study is shown in Fig. 1. The apparatus consists of a solid surface, an induction heater, a droplet generator to produce the successive droplets, a high-speed video camera, and an illumination system to capture the detailed image of the droplets.

The droplet generator consists of droplet injector and the fluid tank. The droplet injector was used to inject the droplets to the surface at 50 mm above the hot surface. In the present work, the diameter and the frequency of the droplet were 3.12 mm and 8.5 droplets per second, respectively.

In the present experimental work, an induction heater, as shown clearly in Fig. 2 was used as a heat source. The main parts of the induction heater are a large copper coil, power supply, controller, and a cooling fan. The hot surface used in the present experiment

was polished stainless steel (SUS 304). The surface roughness was $Ra=0.06 \mu\text{m}$, as shown in Fig. 3. The temperature was monitored using a K-type thermocouple. Three thermocouples were placed in a specific place on the surface to ensure the surface temperature can be measured accurately.

The present experimental study is mainly designed to reveal the effect of ethylene glycol addition on the multiple droplet behavior. Hence, three different liquid was utilized. The first liquid was pure water, which is denoted as 0EG. In addition, two other solutions contain 10% and 20% ethylene glycol were also used, and those are denoted as 10EG and 20EG, respectively. Furthermore, the addition of ethylene glycol also affects the properties of the fluid. Each property of fluid was tested, and the summarize of the properties is listed in Table 1. Equally important, the dimensionless parameters of each working fluids are also determined, as shown in Table 2. Re , We , and Oh , in the table, derive the Reynolds, Weber, and Ohnesorge numbers, respectively. Each dimensionless parameter is described as follows. First, Reynolds number (Re) describes the ratio between the inertial forces and viscous forces. Furthermore, the analysis also utilizes the Weber number (We), which represents the ratio between the inertial force and surface tension force. Next, Ohnesorge number (Oh), is used to explain the relationship between the viscous forces to inertial and surface tension forces. Next, it is understood that the surface temperature also plays an important role in droplet behavior. Under similar experimental condition (surface material, the distance between the droplet generator and the testing material, the droplet impact velocity, and the initial droplet diameter), the surface temperature was also varied between 110 and 240 °C, with an interval of 10 °C, to represent different boiling regime.

The behavior of the successive droplets during the impacting onto a hot solid surface was recorded by a high-speed video camera of phantom MIRO M310. The resolution of the camera and the frame speed were 1024 x 768 and 2000 fps, respectively. To improve the light condition, set of LED lamps were placed behind the hot surface.

Between the light source and the hot surface, a diffusive layer was also installed to produce uniform lighting.

The brief procedures of this experimental study are explained as follows. First, the tanks storage was filled the working fluid. In this process, it was important to ensure that the tank storage and other parts of the droplet were clean in order to prevent any impurities. Then, the droplet injector was set as required by the present study. After the droplet generator was ready, the stainless steel specimen was placed on the induction heater. The calibration process of the thermocouple was done to maintain the accuracy of the measurement process. At the same time, the high-speed camera and the illumination system were also prepared. After all of the experimental apparatus was set, the induction heater was turned on, and the stainless-steel surface temperature gradually increased. As the desired temperature achieved, the droplet was released from the generator, and the behavior of the droplet was recorded by the high-speed camera. For each surface temperature, the experiments were repeated three times to ensure the similarity of the phenomena. Those steps were conducted for all of the parameters investigated in this study the variation of surface temperature and ethylene glycol concentration.

After the video images of the successive droplets were recorded, those were transferred to the personal computer to conduct a detailed analysis by image processing technique. The developed image processing technique was implemented to obtain the quantitative parameter of the droplet. The sequence steps of the implemented image processing technique are as follows. First, the raw image was loaded, and followed by cropping and rotating function to remove the unnecessary part and to fix the misalignment on the horizontal axis, as shown in Fig. 4a. Next, a median filter was applied to reduce the noise. In the present work, the quality of the raw image was already good. Hence, no more preprocessing steps were needed.

Furthermore, the images were converted into a binary image, as shown in Fig. 4b. The threshold value was determined carefully since it strongly affects the contour of the droplet. In most cases, the value of 0.50 was used as the threshold value. As the object representing the droplet was successfully determined, the interfacial can be detected by using the “find edge” function in a commercial MATLAB software. As shown in Fig. 4c, the edge of the object, as illustrated with a red line, shows a good agreement when it is overlapped with the raw image. If the results are unsatisfactory, the threshold value should be evaluated. The last is the measurement of the spreading diameter and the height of the droplet by tracking the position of the edge of the droplet, as shown in Fig. 4d. In the analysis, the measurement data were focused on the time variation of the spreading ratio and the apex height of the droplet. Here, the spreading ratio (d/d_o) is defined as the ratio of the droplet-spreading diameter (d) to the initial droplet diameter (d_o). In addition, Apex height (h/d_o) is the ratio of the droplet height (h) to the initial droplet diameter (d_o). The spreading ratio and apex height than are arranged in the form of time-series data, to ease the analysis of droplet phenomena, the dimensionless time (τ) is utilized and is defined:

$$\tau = \frac{t \cdot v}{d_o} \quad (1)$$

where t is time measured from the first impact, v is the impact velocity, d_o is the initial impact diameter of the droplet. $\tau=0$ is the initial time of the droplet starts to impact the hot surface.

During the experiments, it is important to reveal how the uncertainties and errors caused by the measurement data acquisition process affect parameter determination. The first component is the uncertainty produced by the sensor and data logger. The sensitivity of sensors is 0.5 %, whereas the Lutron logger TM-946, used to measure and record the temperature data, has an uncertainty of 0.05% for K-type thermocouple in range -199.9 to 1370 °C.

Regarding the visual data recording, which is later processed to produce quantitative data, the errors are strongly associated with the image resolution resulted from the comparison between the dimension of certain objects with its pixel size. In the present study, the object with a length of 50 mm was recorded in 727 pixels image. Therefore, the resolution of the image is 0,069 mm/pixel. A similar approach to conducting error analysis was carried out by Mitrakusuma et al. [39] on the basis of the approach of Taylor [40]. For instance, the uncertainty of Weber number [$We = \rho v^2 D / \sigma$], in general, can be defined as follows.

$$\Delta We = \sqrt{\left(\frac{\partial We}{\partial \rho} \cdot \Delta \rho\right)^2 + \left(\frac{\partial We}{\partial \sigma} \cdot \Delta \sigma\right)^2 + \left(\frac{\partial We}{\partial v} \cdot \Delta v\right)^2 + \left(\frac{\partial We}{\partial D} \cdot \Delta D\right)^2} \quad (2)$$

The property of surface tension and density were assumed to be constant during the experiment. Then the uncertainty of Weber Number can be written as follows.

$$\Delta We = \frac{\rho}{\sigma} \sqrt{(2 \cdot v \cdot D \cdot \Delta v)^2 + (v^2 \cdot \Delta D)^2} \quad (3)$$

Where the Δv and ΔD represent the uncertainty of velocity and the diameter of the droplet, respectively. The summary of uncertainty analysis is shown in Table 3.

3. Result and discussions

In the next section, the collision behavior of the first droplet and the second droplet is analyzed to obtain the behavior of the successive droplets impacting onto a hot solid surface. The discussion will concentrate on the dynamic behavior of successive droplets impacting onto a hot solid surface in the region of the surface temperatures from the nucleate boiling to the critical heat flux (CHF). The effects of the additional ethylene glycol on the water solution, which directly affect the fluid properties such as the boiling temperature, viscosity, and the surface tension, are also considered

3.1. Collision dynamics of the first and second droplets impacting

3.1.1. Surface temperature is 110 °C

Fig. 5 shows the interfacial behavior of the first droplet impacting onto a hot solid surface at the surface temperature of 110 °C to represent the bubble formation nearly the region of nucleate boiling. The tested fluids were pure water (0EG), 10% ethylene glycol water solution (10EG), and 20% ethylene glycol water solution (20EG). The figure shows that the addition of ethylene glycol affects the bubble entrainment behavior. Close observation of Fig. 5 reveals that the first tiny bubble generation inside the droplet of 0EG, 10EG, and 20EG occur at $\tau = 7.05, 8.23,$ and $10.19,$ respectively. It means that the addition of ethylene glycol postpones the onset of the boiling of the solution, whereas the tiny bubble grows slower at a higher concentration of ethylene glycol. The trapped bubble mechanism inside the impacting droplet was clearly explained by Nejad et al. [41]. They reported that under room temperature, it is generated by the presence of trapped air during the initial contact of the droplet and the surface. As the droplet hits the surface, the air below the droplet is forced out to produce a sudden increment of the pressure gradient between the droplet and the surface. It leads to the formation of the bubble entrainment, as also reported by Liang et al. [16], who investigated the contact vaporization during the droplet impinging onto a hot surface.

Fig. 6 shows the time variation of the droplet interfacial behavior during the successive droplets impacting onto a hot solid surface at the surface temperature of 110 °C. Moreover, the time variations both of d/d_o and h/d_o are shown in Fig. 7. From the visual observation, it is noticed that in general, the droplet interfacial behaviors of 0EG, 10EG, and 20EG are similar during the impact process. In Fig. 6, $\tau = 0$ represents the initial impact time of the droplet. As soon as the first droplet impacts the hot surface, the droplet spreads to form a disk shape liquid. It is due to the sudden change of the momentum from vertical to the radial direction. The droplet then expands to the maximum diameter. On the other hand, as shown in the upper part of

Fig. 7, the h/d_o decreases gradually during the spreading process and reaches the minimum value. The maximum d/d_o is achieved around $\tau = 2.35$ and characterized by the occurrence of a flat liquid surface surrounded by the thicker liquid film. The maximum d/d_o of 0EG, 10EG, and 20EG are achieved at 2.52, 2.59, and 2.66, respectively. Next, the addition of 20% ethylene glycol on the water solutions gives the highest of the maximum d/d_o of the first droplet. It is caused by the presence of ethylene glycol, which decreases the surface tension of the liquid droplet. Therefore, the droplet spreads more easily at a higher concentration of ethylene glycol.

Further observation of Fig. 6 and Fig. 7 indicate that as time goes by, the droplet interfaces move back to the center, and the recoil process occurs at $\tau = 3.52$. The d/d_o decreases until below 2, and the droplet keeps their position to stick on the hot surfaces. The obtained results are in good agreement with Bai and Gossman [42], who developed a methodology for spray impingement simulation for the automotive simulation applications. Next, as also shown in Fig. 7, the h/d_o of 0EG droplet increases gradually, whereas the d/d_o drops significantly. On the other hand, the changes of the d/d_o and the h/d_o of 10EG and 20EG droplets are not as high as of 0EG. It is due to the change of the liquid viscosity influenced by the addition of ethylene glycol. In detail, the lower the concentration of ethylene glycol concentration, the lower the viscosity of the liquid. Here, the viscosity acts as a resistive force to dissipate the flow induced by the capillarity force. As a result, the droplet does not show a significant recoiling process. In addition, 0EG contains relatively low viscosity and high surface tension. The potential energy resulted from the impact processes is partially converted into kinetic energy. Consequently, the droplets recoil faster, and a high deviation during recoil and the oscillation process can be observed. The observed phenomena are also in good agreement with that of Kim and Chun [43]. After the droplet reaches the maximum recoiling process, the droplet oscillates several times until it reaches a stable condition. The droplet oscillation occurs due to the difference

in the momentum and pressure between the droplet and its surroundings, as also reported by Mitrakusuma et al. [39].

In the next section, the phenomena around the impingement of the second droplet will be discussed. Since the surface temperature is still low, the first droplet tends to stay on the surface. Next, the second droplet hits precisely the center of the first droplet. After the first droplet coalesces with the second droplet, the liquid swelling of the coalescence droplet occurs. The liquid swelling is caused by force from the impact velocity of the second droplet, as reported also by Fujimoto et al. [44]. It results in the radially spreading on the upper part of the first droplet, which increases the d/d_o . As shown in Fig. 7, the maximum d/d_o increases significantly due to the presence of the second droplet. The figure also shows that the maximum d/d_o of the 0EG, 10EG, and 20EG are 3.04, 3.10, and 3.26, respectively. It is also noticed that the presence of the second droplet also causes the coalescence droplet stays at a longer time on a hot solid surface. Therefore, it increases the amount of heat transferred from the hot surface to the liquid.

3.1.2. Surface temperature is 160 °C

It should be noted from the previous investigations that the increase of surface temperature affects the droplet impact behavior. Here, the surface temperature was set at 160 °C, representing the phenomena around the transition boiling region. It is also essential to investigate whether the change of fluid properties affects the droplet dynamics. Fig. 8 shows the dynamics behavior of 0EG, 10EG, and 20EG during the successive droplets impacting onto a hot solid surface of the surface temperature of 160 °C, while Fig. 9 shows the evolution of the corresponding both of d/d_o and h/d_o . As shown in Fig. 8, after the first droplet impacts the hot surface, the generation of the tiny bubbles due to the boiling process can be easily observed at the droplet surface. Close observation of the figure reveals that there are more generated tiny bubbles on

the 0EG droplet compared to that of both of 10EG and 20EG. This means that the boiling exists earlier at a lower concentration of ethylene glycol.

In terms of the spreading phenomenon, it is found that the 20EG produces the highest d/d_o , as shown clearly in Fig. 9. The maximum d/d_o of 20EG, 10EG, and 0EG are 2.95, 2.62, and 2.68, respectively. The detail observation on the recoil process indicates that the 0EG droplet produces the highest h/d_o . It can be explained as follows. The transferred heat from the hot surface to the liquid causes the presence of a local temperature difference inside the droplet. The natural convection leads the liquid motion and creates a local fluid flow. However, the obtained energy from the droplet impact is big enough to overcome the local turbulence inside the liquid. Therefore, the droplet behavior is the same as the surface temperature of 110 °C. As time progresses, a number of the tiny bubbles were formed. It is due to a higher heat transfer rate from the hot surface to the droplet, as reported by Riswanda et al. [45]. The number of transferred heats from the hot surface to the liquid also rises, which leads to the increase of the number of tiny bubbles inside the liquid droplet. The boiling point of the 0EG droplet is achieved faster than that of 10EG and 20EG, hence the number of tiny bubbles in 0EG increases significantly. Here, the small bubble interaction and the liquid flow turbulence inside the liquid droplet lead the droplet to expand. As a result, the d/d_o of the 0EG droplet during the recoil process is slightly higher than that of 10EG and 20EG. The presence of the small bubble inside of the liquid also influences the surface of the droplet. The higher amount of the small bubble causes the droplet surface is not as smooth as that of 10 EG and 20EG, in which the droplet tends to be wavy.

As time progresses to $\tau = 66.6$ as shown in Fig. 8, it is observed that the evolution of d/d_o and h/d_o are strongly influenced by the behavior of the generated bubble inside the liquid. The obtained phenomenon is quite different from that of the

previous case at the surface temperature of 110 °C, where the momentum of the droplet plays an important role. As shown in Fig. 9, the second droplet hits the first droplet at around $\tau = 90.9$. Quantitatively, the presence of the second droplet improves the d/d_o , which represents the wettability of the droplet. Moreover, it is also observed that after the droplet coalescence, the fluctuation on the droplet surface suddenly decreases. At $\tau = 94.0$, the droplet surface looks smoother, and the center of droplet almost free from the small bubble, as shown clearly in Fig. 8.

Fig. 10 shows the detailed illustration of the droplet expansion due to the presence of a generated bubble inside the droplet. The expansion spreading droplet is affected by the boiling point of the droplet. Generated bubble inside the droplet causes both of d/d_o , and h/d_o tend to increase during the time. In addition, the formation of the secondary droplet was also detected during this phase. Cossali et al. [46] noted that the presence of secondary droplets is strongly related to the bubble behavior inside the liquid droplet. As the droplet impacts onto a hot solid surface, the heat is transferred from the surface into the liquid. The boiling triggers the formation of the small bubbles. The bubble grows and breaks the liquid lamella to form a secondary droplet. Another important thing should be considered that the secondary droplet is firstly observed at the 0EG droplet ($\tau = 5.48$) while it appears at 10EG and 20EG at $\tau = 6.66$ and 10.97, respectively. The possible reason is at a lower liquid viscosity, and the droplet tends to separate easily to form the tiny satellite droplets, as also reported by Bernardin et al. [2].

3.1.3. Surface temperature is 210 °C

Fig. 11 shows the dynamics of the first and second droplets impacting onto a hot solid surface of 0EG, 10EG, and 20EG at the surface temperature of 210 °C, in which the corresponding evolution of d/d_o and h/d_o are depicted in Fig. 12. This surface temperature represents the temperature in the region of transition boiling. As

shown in Fig. 11, the observed phenomena are almost the same as the phenomena the surface temperature of 160 °C. That is, the generated bubbles increase more easily at 0EG than that of 10EG and 20EG. Next, the droplet surface becomes lumpier for all the tested liquids. Those are shown clearly at $\tau = 2.35$. On the other hand, it is also noticed that the maximum d/d_o of 0EG is achieved at $\tau = 3.13$ while that of both of 10EG and 20EG are at $\tau = 2.35$. As the heat transfer process from the surface to the liquid occurs, the presence of local liquid flow and a high number of generated tiny bubbles causes the spreading process at 0EG is slightly interrupted.

Next, the droplet starts to recoil as soon as the maximum spreading diameter is achieved. This process is followed by the boiling process on the droplet body. The maximum h/d_o of 0EG, 10EG, and 20EG droplets are 1.36, 0.96, and 1.13, respectively, as depicted clearly in Fig. 13. The figure shows that more secondary droplets, both vertical and horizontal directions, were observed in comparison to that the lower surface temperature. At 0EG, the boiling occurs faster and leads to the formation of a thin vapor layer below the droplet. Due to the 0EG, the droplet has the lowest boiling point. Therefore, the droplet recoil and the maximum h/d_o occurs easily.

After the recoil of the 0EG, the d/d_o decreases, while the d/d_o both of 10EG and 20EG tend to increase slightly. Close observation of Fig. 12 reveals that at 0EG, the occurrence of the secondary droplet is more often observed in comparison to that of 10EG and 20EG. As a result, the droplet volume of 0EG reduces significantly, and the d/d_o decreases. Although the volume of 0EG loses partially due to the formation of the secondary droplet, the droplet is still able to stick on the hot surface until the presence of the second droplet. From the visual observation, it can be concluded that the presence of the second droplet has successfully improved the wettability. Similar

to the previous cases, the 20EG droplet shows the highest maximum d/d_o . In detail, the maximum d/d_o for 0EG, 10EG, and 20EG are 3.02, 3.12, and 3.78, respectively.

The analysis of the observed phenomena indicates that at the surface temperature of 110 °C, the droplet tends to be stable after the second droplet impacts. While at the surface temperature of 160 °C, the expansion process due to the bubble growth and fluid turbulence causes the increase of d/d_o . At a higher surface temperature of 210 °C as an example, the d/d_o generally decreases due to a higher rate of the evaporation and the formation of the secondary droplets.

3.2. Effect of the second droplet impact on the collision behavior

The increase of d/d_o during the successive droplets phenomena are strongly affected by the condition of the first droplet before the appearance of the second droplet, whether it spreads, recoils, bounces, or splashes. Fig. 14 shows the obtained phenomena during the impact of the second droplet under the various surface temperatures. Here, the 20EG is taken as an example. Close investigation on the figure reveals that at the surface temperature of 110 °C, the second droplet appears when the first droplet spreads and completely sticks with hot surfaces. As a result, the second droplet effectively coalesces. Therefore, the d/d_o can be improved. While at the surface temperature of 160 °C, the first droplet boiled and followed by the expansion process. The secondary droplet starts to appear and results in a decrease in droplet volume. The presence of the second droplet successfully improves the d/d_o , although it is not as effective as the case of the surface temperature of 110 °C. At the surface temperature of 210 °C, the evaporation rate increases, and more secondary droplets were generated. Therefore, the droplet volume decreases significantly. At this surface temperature, the increase of d/d_o due to the presence of the second droplet is smaller than that of 110 °C and 160 °C.

Fig. 15 shows the visualization of the droplet impingement onto a hot solid surface at the surface temperature of 230°C. Fig.15 (a), (b), and (c) correspond to the cases of 0EG, 10EG, and 20EG, respectively. The research on the droplet interaction, such as conducted by Piskunov et al. [22] and Kuznetsov et al. [35], points out the importance of investigating this phenomenon, which strongly affected by component concentrations and fluid properties. In figure 15(a), the first droplet bounces and moves from the initial impact position. While Fig. 15(b) shows that the first droplet of the 10EG maintains its position, so the second droplet can significantly improve the d/d_o since it completely hits the first droplet. During the impact phenomena of 10EG, the first droplet tends to stay in the initial position because of the slower rate of the boiling process. In addition, the droplet only experiences a small change of the surface tension, the impact phenomena of the 20EG depicted in Fig 15(c). Here, the 20EG droplet shows similar behavior to that of 10EG, whereas the first droplet tends to maintain its initial position. Both phenomena can be classified into the regime of coalescence in which the droplets merge into a single droplet and support the cooling process, as suggested by Piskunov et al. [22]. Although the evaporation rate in the high temperature leads to the presence of a gas-vapor layer around the droplet, the kinetic energy of the second droplet is able to overcome the layer. Therefore the coalescence process occurred. Equally important, this finding reveals the effect of ethylene glycol addition on droplet behavior, in which the addition increases the boiling point of the mixtures. Furthermore, it delays the formation of the thin gas film under the droplet. Hence, it is able to hold its position until the impact of the second droplet.

3.3. Maximum spreading ratio

Fig. 16 shows the effect of the surface temperatures and ethylene glycol concentration on the maximum d/d_o obtained from the present work. As shown in the figure, in the range of the surface temperatures of 110°C to 120 °C, the maximum d/d_o is

affected by the dynamics of the impacting of the first and second droplets. On the other hand, in the temperature range of 130°C to 230 °C, the first droplet experience various phenomena, such as the evaporation, the bubble generation, and the presence of secondary droplets. It causes the fluctuation of the maximum d/d_o . If the surface temperature is increased higher than 240 °C, the thin vapor layer below the first droplet leads the bouncing of the first droplet from the hot surface. Consequently, the maximum d/d_o after the presence of the second droplet does not increase significantly.

Fig. 17 shows the effect of the concentration of ethylene glycol on the maximum d/d_o can be successfully revealed. In general, it consists of data of three different fluid, 0EG, 10EG, and 20EG in the condition after the first and second droplet impact. Each point represents the summary of data gathered from a surface temperature between 110 °C to 240 °C, with an interval of 10 °C. The increase of the maximum d/d_o due to the addition of 10 %, and 20 % ethylene glycol on the pure water solution is obtained around 6.2% and 19.3%, respectively. In addition, the increase of maximum d/d_o due to the presence of the second droplet on the 0EG, 10EG, and 20EG droplets are 24.8 %, 33.3 %, and 31.4 %, respectively. Therefore, it can be concluded that the increase of the concentration of ethylene glycol, which directly reduces the surface tension, increases the spreading ratio.

Next, the comparison of the maximum spreading ratio obtained from the present work and available correlation from the previous researches, as indicated in Table 4, is depicted in Fig. 16. The figure also consists of the data of Deendarlianto [1], who investigated the behavior of droplets impacting two modules of stainless steel coated by TiO₂. The figure reveals that the behavior of the first droplet impacts strongly affecting by Weber number as suggested by Liang et al. [47] and Hatta et al. [48]. From those facts, it can be noticed that the available correlations were formulated only based on the first droplet impact phenomena. As shown in the figure, the correlation from Liang et al. [47] and Hatta et al. [48]. Overpredict to the present experimental data. The possible reason for

the discrepancy is that the available correlations were developed under different experimental conditions such as solid surface material and liquid properties. Furthermore, the present data underestimate to that of Deendarlianto et al. [1] who conducted the experimental study under a higher impact velocity. The above facts indicate that the maximum spreading velocity of a droplet impacting a hot solid surface is strongly affected by the experimental conditions and the liquid properties. Hence, it is important to conduct a further experimental study to obtain high-quality data to formulate a new correlation, which represents the physics of successive droplets impacting onto a hot solid surface.

The present experimental study has comprehensively revealed the influence of ethylene glycol concentration, associated with the change of surface tension and the liquid viscosity, on the droplet behavior. Although the Weber number has successfully described the dynamics of the droplet during the impact, in-depth analysis covering the effect of those fluid properties should be elaborated by utilizing the Ohnesorge number as suggested by Chen et al. [49]. Ohnesorge number, as indicated in Table 2 for all of the working fluid, is strongly related to the resistive force during the spreading process. Fig. 17 shows that the increase of Ohnesorge number is also followed by an increase in the maximum spreading ratio. Close observation of the figure reveals that the ratio of the increase of Ohnesorge number is slightly higher than that of the ratio of increase of the spreading ratio. This means that the effect of viscosity is more dominant than that of surface tension during the impacting of successive droplets onto a horizontal hot solid surface.

Conclusions

The visualization study of the effect of the concentration of ethylene glycol on the interfacial dynamics of the successive droplets impacting onto a horizontal hot solid surface was carried out. The concentration of ethylene glycol on the solution was varied from 0 to 20 %. The results are summarized as follows:

1. Ethylene glycol plays a significant role in the dynamic behavior of the successive droplets impacting onto a horizontal hot solid surface. At the surface temperature of 110 °C, the increase of the concentration of ethylene glycol causes the decrease of the droplet oscillation after the spreading phase. In addition, the postpone growth of tiny bubbles was also detected due to the addition of the concentration of ethylene glycol.
2. The addition of the concentration of ethylene glycol decreases the spreading velocity. It is strongly affected by the presence of resistant forces, which increases as the increase of the liquid viscosity. Next, the formation of the secondary droplet is delayed with the increase of the concentration of ethylene glycol.
3. The presence of the second droplet, in general, improves the wetting area of the droplet. The droplet at the surface temperature of 110 °C sticks with the hot surfaces during the presence of the second droplet, which leads to the effective coalescence phenomenon. While at the temperature of 160 °C and 210 °C, the first droplet has experienced the volume decrease due to secondary droplets.
4. The addition of ethylene glycol causes the increase of the maximum d/d_o . The increase of the maximum d/d_o due to the addition of 10 % and 20 % ethylene glycol on the pure water solution is obtained around 6.2% and 19.3%, respectively. Furthermore, the presence of the second droplet improves the wettability of the droplet. The increase of maximum d/d_o due to the presence of the second droplet on the 0EG, 10EG, and 20EG droplets are 24.8 %, 33.3%, and 31.4 %, respectively.

Acknowledgements

The work was carried out within a special research project funded by Gadjah Mada University under the scheme of “Rekognisi Tugas Akhir”. The project number is 2127/UN1/DITLIT/DIT-LIT/LT/2019. The authors also would like to express their sincere appreciation to the member of the Fluid Mechanics Laboratory, Department of

Mechanical and Industrial Engineering, Faculty of Engineering Gadjah Mada University, for their support.

REFERENCES

- [1] Deendarlianto, Y. Takata, S. Hidaka, Indarto, A. Widyaparaga, S. Kamal, Purnomo, M. Kohno, Effect of static contact angle on the droplet dynamics during the evaporation of a water droplet on the hot walls, *Int. J. Heat Mass Transf.* 71 (2014) 691–705. <https://doi.org/10.1016/j.ijheatmasstransfer.2013.12.066>.
- [2] J.D. Bernardin, C.J. Stebbins, I. Mudawar, Mapping of impact and heat transfer regimes of water drops impinging on a polished surface, *Int. J. Heat Mass Transf.* 40 (1997) 247–267. [https://doi.org/10.1016/0017-9310\(96\)00119-6](https://doi.org/10.1016/0017-9310(96)00119-6).
- [3] S.L. Manzello, J.C. Yang, An experimental investigation of water droplet impingement on a heated wax surface, *Int. J. Heat Mass Transf.* 47 (2004) 1701–1709. <https://doi.org/10.1016/j.ijheatmasstransfer.2003.10.020>.
- [4] J. Shen, C. Graber, J. Liburdy, D. Pence, V. Narayanan, Simultaneous droplet impingement dynamics and heat transfer on nano-structured surfaces, *Exp. Therm. Fluid Sci.* 34 (2010) 496–503. <https://doi.org/10.1016/j.expthermflusci.2009.02.003>.
- [5] A.S. Moita, A.L.N. Moreira, Drop impacts onto cold and heated rigid surfaces: Morphological comparisons, disintegration limits and secondary atomization, *Int. J. Heat Fluid Flow.* 28 (2007) 735–752. <https://doi.org/10.1016/j.ijheatfluidflow.2006.10.004>.
- [6] A.K. Thokchom, Q. Zhou, D. Kim, D. Ha, T. Kim, Characterizing Self-assembly and Deposition Behavior of Nanoparticles in, *Sensors Actuators B. Chem.* (2017). <https://doi.org/10.1016/j.snb.2017.06.045>.
- [7] M. Eslamian, Spray-on Thin Film PV Solar Cells: Advances, Potentials and Challenges, *Coatings.* 4 (2014) 60–84. <https://doi.org/10.3390/coatings4010060>.
- [8] M.D. King, J.C. Yang, W.C. Chien, W.L. Grosshandler, Evaporation of a small water droplet containing an additive, in: *Proc. 32nd ASME Natl. Heat Transf. Conf.*, 1997.
- [9] Q. Cui, S. Chandra, S. McCahan, The effect of dissolving salts in water sprays used for quenching a hot surface: Part 1 - Boiling of singled droplets, *J. Heat Transfer.* 125 (2003) 326–332. <https://doi.org/10.1115/1.1532010>.
- [10] S.L. Manzello, J.C. Yang, On the collision dynamics of a water droplet containing an additive on a heated solid surface, *Proc. R. Soc. A Math. Phys. Eng. Sci.* 458 (2002) 2417–2444. <https://doi.org/10.1098/rspa.2002.0980>.
- [11] Š. Šikalo, E.N. Ganić, Phenomena of droplet-surface interactions, *Exp. Therm. Fluid Sci.* 31 (2006) 97–110. <https://doi.org/10.1016/j.expthermflusci.2006.03.028>.
- [12] Deendarlianto, Y. Takata, A. Widyatama, A.I. Majid, A. Wiranata, A. Widyaparaga, M. Kohno, S. Hidaka, Indarto, The interfacial dynamics of the micrometric droplet diameters during the impacting onto inclined hot surfaces, *Int. J. Heat Mass Transf.* 126 (2018) 39–51. <https://doi.org/10.1016/j.ijheatmasstransfer.2018.05.023>.
- [13] S. Chandra, C.T. Avedisian, On the Collision of a Droplet with a Solid Surface, *Proc. R. Soc. A Math. Phys. Eng. Sci.* 432 (1991) 13–41. <https://doi.org/10.1098/rspa.1991.0002>.
- [14] G. Liang, I. Mudawar, Review of drop impact on heated walls, *Int. J. Heat Mass Transf.* 106 (2017) 103–126. <https://doi.org/10.1016/j.ijheatmasstransfer.2016.10.031>.
- [15] Y.S. Ko, S.H. Chung, An experiment on the breakup of impinging droplets on a hot surface, *Exp. Fluids.* 21 (1996). <https://doi.org/10.1007/BF00193915>.

- [16] G. Liang, X. Mu, Y. Guo, S. Shen, S. Quan, J. Zhang, Contact vaporization of an impacting drop on heated surfaces, *Exp. Therm. Fluid Sci.* 74 (2016) 73–80. <https://doi.org/10.1016/j.expthermflusci.2015.11.027>.
- [17] N. Laan, K.G. De Bruin, D. Bartolo, C. Josserand, D. Bonn, Maximum diameter of impacting liquid droplets, *Phys. Rev. Appl.* 2 (2014) 1–7. <https://doi.org/10.1103/PhysRevApplied.2.044018>.
- [18] S.G. Whisenant, L.F. Bouse, R.A. Crane, R.W. Bovey, Droplet size and spray volume effects on honey mesquite mortality with clopyralid, 46 (2015) 257–261. <https://doi.org/10.2307/4002618>.
- [19] D.R. Shaw, W.H. Morris, E.P. Webster, D.B. Smith, Effects of Spray Volume and Droplet Size on Herbicide Deposition and Common Cocklebur (*Xanthium strumarium*) Control, 14 (2000) 321–326. [https://doi.org/10.1614/0890-037X\(2000\)014\[0321:EOSVAD\]2.0.CO;2](https://doi.org/10.1614/0890-037X(2000)014[0321:EOSVAD]2.0.CO;2).
- [20] X. Zhang, O. Basaran, Dynamic Surface Tension Effects in Impact of a Drop with a Solid Surface, *J. Colloid Interface Sci.* 187 (1997) 166–78. <https://doi.org/10.1006/jcis.1996.4668>.
- [21] T. Wibowo, A. Widyatama, S. Kamal, Indarto, Deendarlianto, The dynamics behavior of successive multiple droplets impacting onto hot surface under high concentration of ethylene glycol aquades solution, *AIP Conf. Proc.* (2018) 30009. <https://doi.org/10.1063/1.5049981>.
- [22] M.V. Piskunov, N.E. Shlegel, P.A. Strizhak, R.S. Volkov, Experimental research into collisions of homogeneous and multi-component liquid droplets, *Chem. Eng. Res. Des.* 150 (2019) 84–98. <https://doi.org/10.1016/j.cherd.2019.07.030>.
- [23] C. Tang, M. Qin, X. Weng, X. Zhang, P. Zhang, J. Li, Z. Huang, Dynamics of droplet impact on solid surface with different roughness, *Int. J. Multiph. Flow.* 96 (2017) 56–69. <https://doi.org/10.1016/j.ijmultiphaseflow.2017.07.002>.
- [24] Y. Takata, M. Kohno, S. Hidaka, T. Wakui, The effects of the surface roughness on the dynamic behavior of the successive micrometric droplets impacting onto inclined hot surfaces, *Int. J. Heat Mass Transf.* 101 (2016) 1217–1226. <https://doi.org/10.1016/j.ijheatmasstransfer.2016.05.132>.
- [25] M.L. Hakim, T. Wibowo, A. Widyatama, Deendarlianto, Indarto, The effect of surface roughness on dynamic behaviour of the successive multiple droplets impacting onto aluminium hot surfaces, *IOP Conf. Ser. Mater. Sci. Eng.* 434 (2018). <https://doi.org/10.1088/1757-899X/434/1/012183>.
- [26] T. Wibowo, A. Widyatama, S. Kamal, Indarto, Deendarlianto, The effects of the material conductivity on the dynamics behavior of the multiple droplets impacting onto hot surface, *AIP Conf. Proc.* (2018) 20015. <https://doi.org/10.1063/1.5046211>.
- [27] E.R. Negeed, M. Albeirutty, Y. Takata, Dynamic behavior of micrometric single water droplets impacting onto heated surfaces with TiO₂ hydrophilic coating, *Int. J. Therm. Sci.* 79 (2014) 1–17. <https://doi.org/10.1016/j.ijthermalsci.2013.12.011>.
- [28] H. Fujimoto, S. Yoshimoto, K. Takahashi, T. Hama, H. Takuda, Deformation behavior of two droplets successively impinging obliquely on hot solid surface, *Exp. Therm. Fluid Sci.* 81 (2017) 136–146. <https://doi.org/10.1016/j.expthermflusci.2016.10.009>.
- [29] T. Zhang, J.P. Muthusamy, J. Alvarado, A. Kanjirakat, Reza Sadr, Experimental and Numerical Visualization of Droplet-Induced Crown Splashing Dynamics, *J. Heat Transf.* 139 (2017) 935799. <https://doi.org/10.1115/1.4035579>.
- [30] J.P. Muthusamy, T. Zhang, J. Alvarado, A. Kanjirakat, Effects of High Frequency Droplet Train Impingement on Crown Propagation Dynamics and Heat Transfer, 138 (2016) 1–2. <https://doi.org/https://doi.org/10.1115/1.4032231>.

- [31] H. Fujimoto, Y. Oku, T. Ogihara, H. Takuda, Hydrodynamics and boiling phenomena of water droplets impinging on hot solid, *Int. J. Multiph. Flow.* 36 (2010) 620–642. <https://doi.org/10.1016/j.ijmultiphaseflow.2010.04.004>.
- [32] W. Jia, H.H. Qiu, Experimental investigation of droplet dynamics and heat transfer in spray cooling, *Exp. Therm. Fluid Sci.* 27 (2003) 829–838. [https://doi.org/10.1016/S0894-1777\(03\)00015-3](https://doi.org/10.1016/S0894-1777(03)00015-3).
- [33] H. Fujimoto, A.Y. Tong, H. Takuda, Interaction phenomena of two water droplets successively impacting onto a solid surface, *Int. J. Therm. Sci.* 47 (2008) 229–236. <https://doi.org/10.1016/j.ijthermalsci.2007.02.006>.
- [34] A.Y. Tong, S. Kasliwal, H. Fujimoto, On the Successive Impingement of Droplets Onto a Substrate, *Numer. Heat Transf. Part A Appl.* 52 (2007) 531–548. <https://doi.org/10.1080/10407780701303716>.
- [35] G.V. Kuznetsov, N.E. Shlegel, Y. Solomatin, P.A. Strizhak, Combined techniques of secondary atomization of multi-component droplets, *Chem. Eng. Sci.* 209 (2019) 115199. <https://doi.org/10.1016/j.ces.2019.115199>.
- [36] M.A. Clay, M.J. Miksis, M.A. Clay, M.J. Miksis, Effects of surfactant on droplet spreading, *Phys. Fluids.* 16 (2004) 3070–3078. <https://doi.org/10.1063/1.1764827>.
- [37] P. Pontes, E. Teodori, A.S. Moita, A.L.N. Moreira, U. De Lisboa, Time Resolved Infrared Analysis of Droplet Impacts onto Heated Surfaces Under Extreme Wetting Scenarios, (2017) 6–8. <https://doi.org/10.4995/ILASS2017.2017.5012>.
- [38] S. Devireddy, C.S.R. Mekala, V.R. Veeredhi, Improving the cooling performance of automobile radiator with ethylene glycol water based TiO₂ nanofluids, *Int. Commun. Heat Mass Transf.* 78 (2016) 121–126. <https://doi.org/10.1016/j.icheatmasstransfer.2016.09.002>.
- [39] W.H. Mitrakusuma, S. Kamal, Indarto, M. Dyan Susila, Hermawan, Deendarlianto, The dynamics of the water droplet impacting onto hot solid surfaces at medium Weber numbers, *Heat Mass Transf. Und Stoffuebertragung.* 53 (2017) 3085–3097. <https://doi.org/10.1007/s00231-017-2053-0>.
- [40] Taylor J.R., *An Introduction to Error Analysis, The study of uncertainties in physical measurement*, 2nd ed., University Science Books, Sausalito California, 1997.
- [41] V. Mehdi-Nejad, J. Mostaghimi, S. Chandra, Air bubble entrapment under an impacting droplet, *Phys. Fluids.* 15 (2003) 173–183. <https://doi.org/10.1063/1.1527044>.
- [42] C. Bai, A.D. Gosman, Development of methodology for spray impingement simulation, *SAE Tech. Pap.* 950283 (1995) 69–87. <https://doi.org/10.4271/950283>.
- [43] H.Y. Kim, J.H. Chun, The recoiling of liquid droplets upon collision with solid surfaces, *Phys. Fluids.* 13 (2001) 643–659. <https://doi.org/10.1063/1.1344183>.
- [44] H. Fujimoto, S. Ito, I. Takezaki, Experimental study of successive collision of two water droplets with a solid, *Exp. Fluids.* 33 (2002) 500–502. <https://doi.org/10.1007/s00348-002-0471-2>.
- [45] A. Riswanda, I. Pranoto, T. Wibowo, Deendarlianto, Indarto, Study on the effect of Weber Number to heat transfer of multiple droplets on hot stainless steel surface, *MATEC Web Conf.* 154 (2018) 0–3. <https://doi.org/10.1051/mateconf/201815401114>.
- [46] G.E. Cossali, M. Marengo, M. Santini, J. Watanabe, Secondary Droplet Atomisation From Single Drop Impact on Heated Surfaces, *ILASS Eur.* 2002. (2002).
- [47] G. Liang, S. Shen, Y. Guo, J. Zhang, Boiling from liquid drops impact on a heated wall, *Int. J. Heat Mass Transf.* 100 (2016) 48–57. <https://doi.org/10.1016/j.ijheatmasstransfer.2016.04.061>.
- [48] N. Hatta, H. Fujimoto, K. Kinoshita, H. Takuda, Experimental Study of Deformation

Mechanism of a Water Droplet Impinging on Hot Metallic Surfaces Above the Leidenfrost Temperature, *J. Fluids Eng. Trans. ASME*. 119 (1997) 692–699.
<https://doi.org/10.1115/1.2819300>.

- [49] H. Chen, W. Cheng, Y. Peng, L. Jiang, Dynamic Leidenfrost temperature increase of impacting droplets containing high-alcohol surfactant, *Int. J. Heat Mass Transf.* 118 (2018) 1160–1168. <https://doi.org/10.1016/j.ijheatmasstransfer.2017.11.100>.

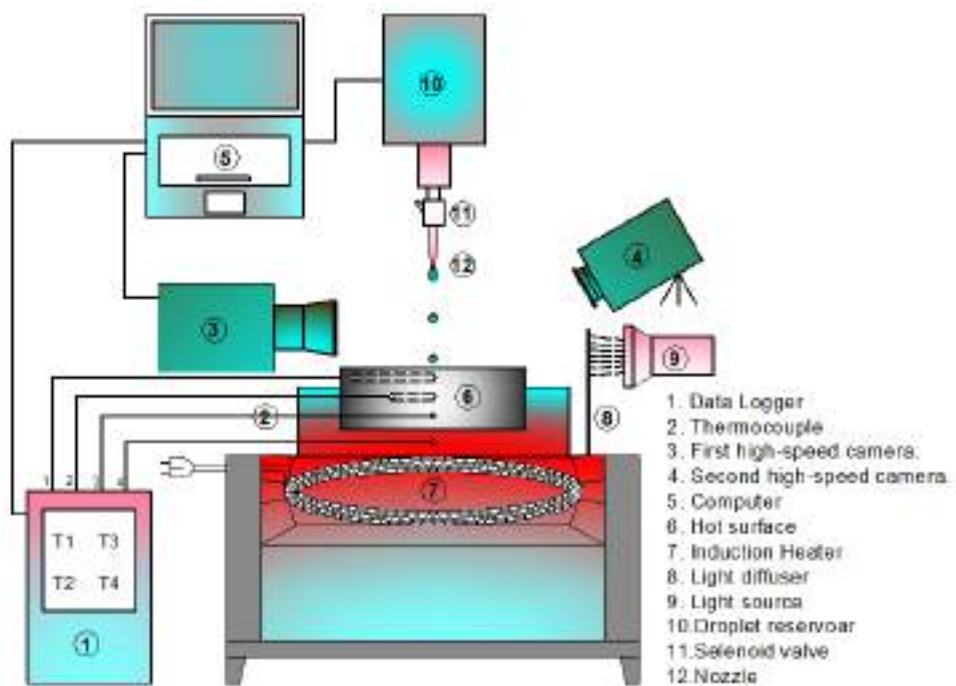


Fig. 1. The schematic diagram of the experimental apparatus.




Fig. 2. Inside view of the induction heater used in the experiment



Fig. 3. The stainless steel material

Table 1

The physical properties of tested liquid droplets at room temperature.

Fluids	ρ (kg/m^3)	σ (N/m)	μ ($\text{Pa}\cdot\text{s}$)	d (mm)	v (m/s)
Pure water (0EG)	997	0.071	0.0008	3.15	1.1
10% ethylene glycol water solution (10EG)	1008	0.057	0.0011	3.12	1.1
20% ethylene glycol water solution (20EG)	1020	0.048	0.0014	3.16	1.1

Table 2

The dimensionless parameter

Fluids	We	Re	Oh
Pure water (0EG)	55.85	4457.8	0.00166
10% ethylene glycol water solution (10EG)	67.02	3093.9	0.00264
20% ethylene glycol water solution (20EG)	81.73	2278.9	0.00350

Table 3

The uncertainty of We

Fluid of droplet	The height of syringe, h (m)	Δh (m)	Droplet diameter, D (m)	ΔD (m)	Droplet velocity, V (m/s)	ΔV (m/s)	We	ΔWe
0EG	0.050	0.001	0.00315	0.000069	1.1	0.0035	55.85	1.24
10EG	0.050	0.001	0.00312	0.000069	1.1	0.0035	67.02	1.48
20EG	0.050	0.001	0.00316	0.000069	1.1	0.0035	81.73	1.54

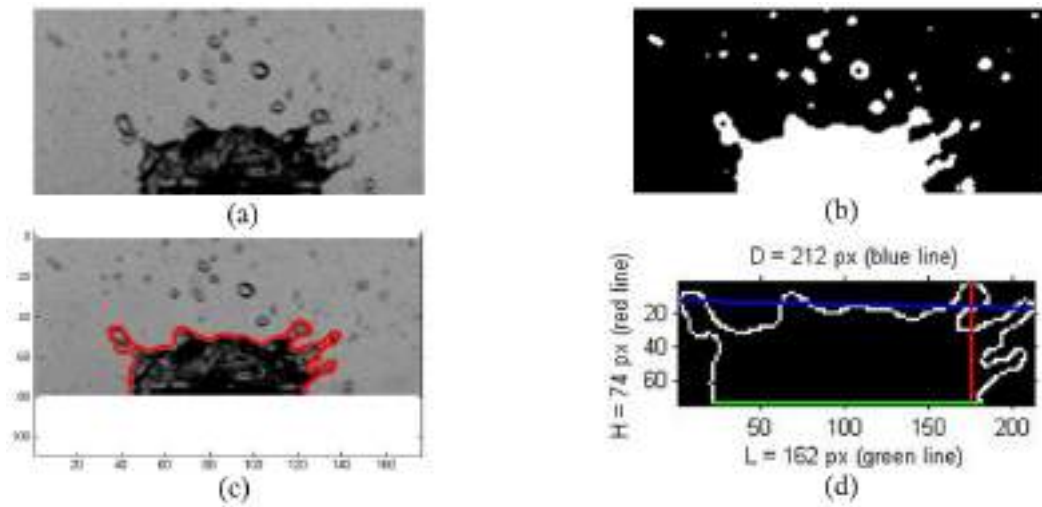


Fig. 4. The sequence steps of image processing technique used in the present work. (a) raw image, (b) binary image, (c) the object perimeter, (d) parameter measurement

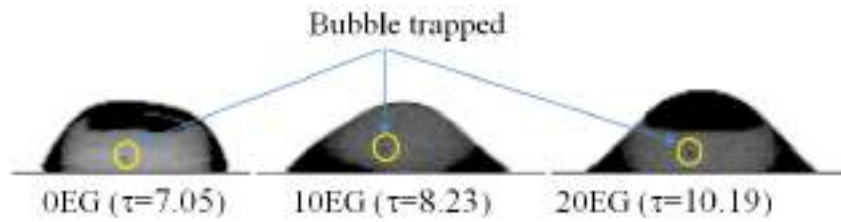


Fig. 5. Rise bubble entrainment at temperature 110°C

First Droplet						
τ	0EG		10EG		20EG	
	Front view	3D view 30°	Front view	3D view 30°	Front view	3D view 30°
0						
1.17						
2.35						
3.52						
5.87						
8.23						
10.5						
14.8						
Second Droplet						
τ	0EG		10EG		20EG	
	Front view	3D view 30°	Front view	3D view 30°	Front view	3D view 30°
93.2						
94.0						
98.7						

Fig. 6. The sequence images of the successive multiple droplets impacting the hot surface of 0EG, 10EG, and 20EG at temperature 110°C

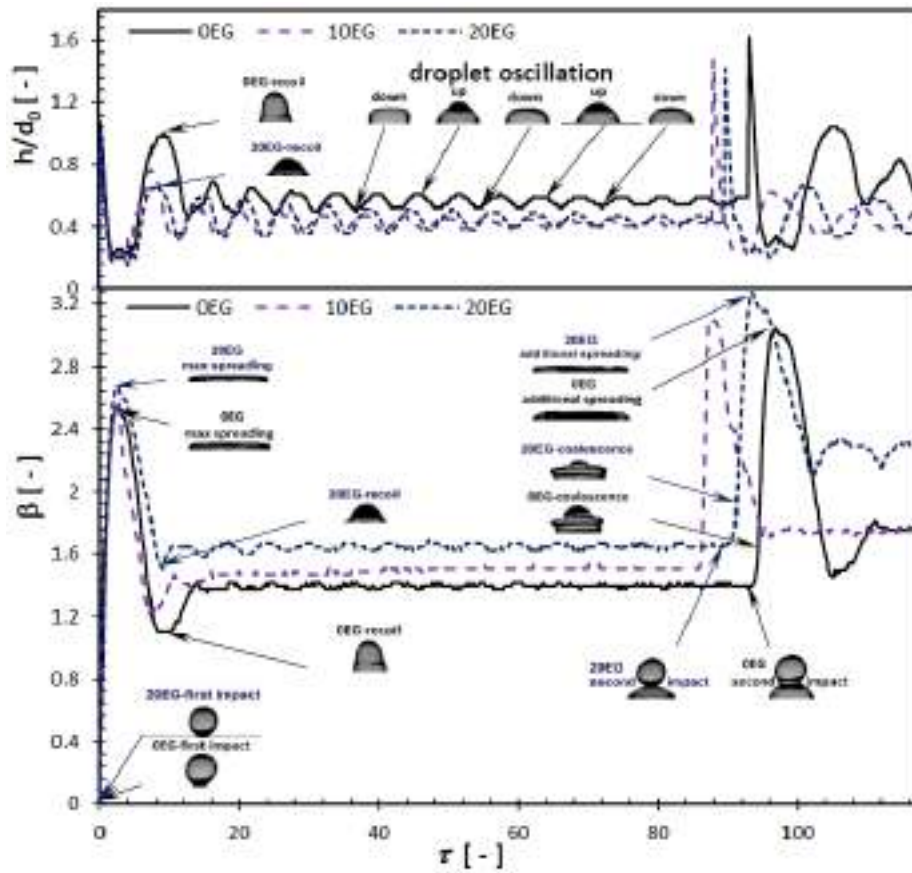


Fig. 7. The evolution of spreading ratio and apex of successive multiple droplets 0EG, 10EG, and 20EG at temperature 110°C

First Droplet						
τ	0EG		10EG		20EG	
	Front view	3D view 30°	Front view	3D view 30°	Front view	3D view 30°
0						
1.17						
2.35		coalescence 				
3.52						
5.87						
8.23						
10.5						
42.3						
66.6						
Second Droplet						
τ	0EG		10EG		20EG	
	Front view	3D view 30°	Front view	3D view 30°	Front view	3D view 30°
90.1						
90.9						
94.0						

Fig. 8. The sequence of images of the successive multiple droplets impact process of 0EG, 10EG, and 20EG at temperature 160°C

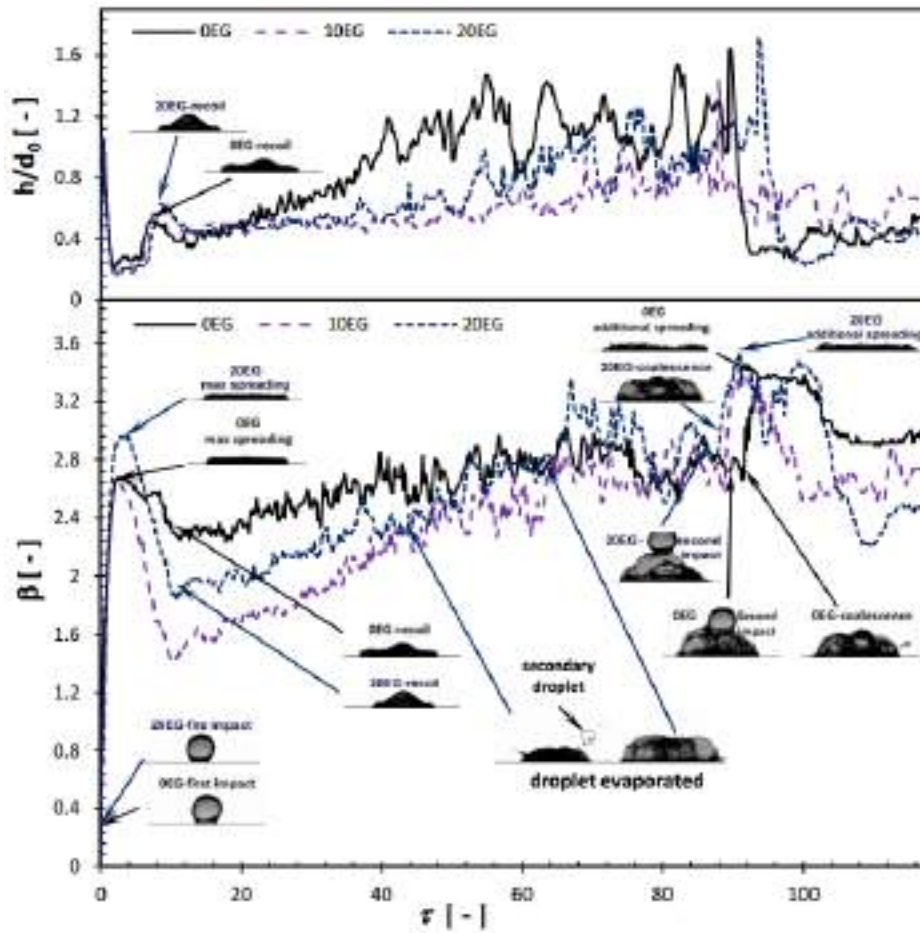


Fig. 9. The evolution of spreading ratio and apex of successive multiple droplets 0EG, 10EG, and 20EG at temperature 160°C




Fig. 10. Droplet spread increasing due to the expansion of bubble entrainment at the bubble inside the droplet at temperature 160°C

First Droplet						
τ	0EG		10EG		20EG	
	Front view	3D view 30°	Front view	3D view 30°	Front view	3D view 30°
0						
1.17						
2.35						
3.52						
5.87						
8.23						
10.5						
Second Droplet						
τ	0EG		10EG		20EG	
	Front view	3D view 30°	Front view	3D view 30°	Front view	3D view 30°
90.2						
91.7						
92.5						
100.3						

Fig. 11. The sequence of the images of the successive multiple droplets impact onto the hot solid surface of 210°C

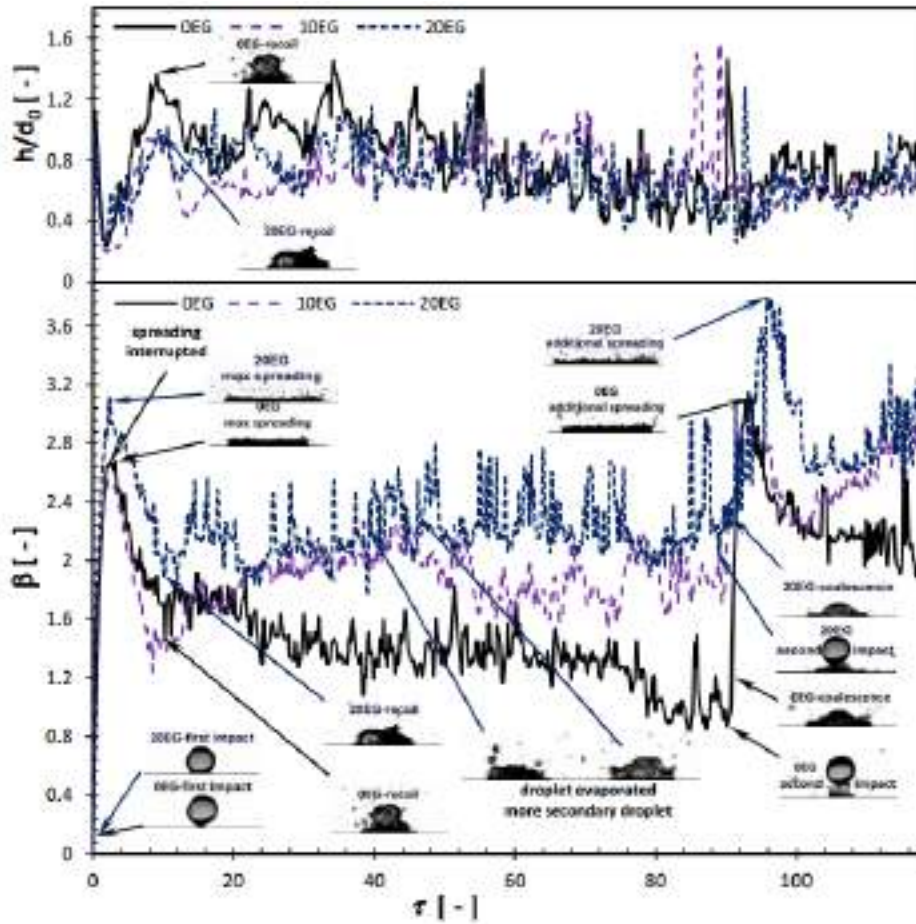


Fig. 12. The evolution of the spreading ratio and the apex height of successive multiple droplets of 0EG, 10EG, and 20EG at the surface temperature 210°C




Fig. 13. Visualization of the apex maximum droplets at 210°C




Fig. 14. The Visualization of the coalescence of the droplets at 20EG droplet




Fig. 15. Visualization of the droplets coalescence at the surface temperature 230°C

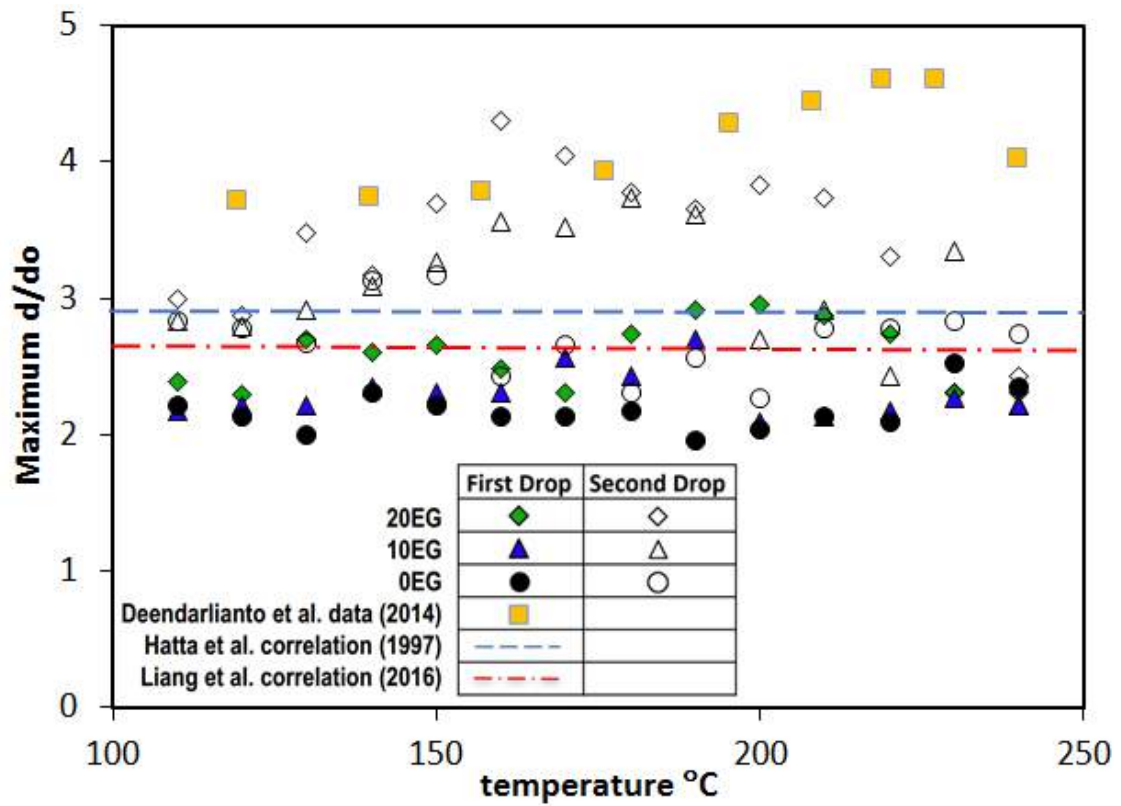


Fig. 16. Spreading ratio maximum at first droplet and the second droplet

Table 4

The correlations of maximum spreading diameter obtained from previous studies

Author	Fluid (s) / Wall material (s)	Experimental Correlation
Liang et al. [47]	Water, ethanol and butanol, polished stainless steel	$D_{max}^* = 0.788We^{0.306}$
Hatta et al. [48]	Water, Inconel 625, stainless steel	$D_{max}^* = 0.093 We^{0.74} + 1$

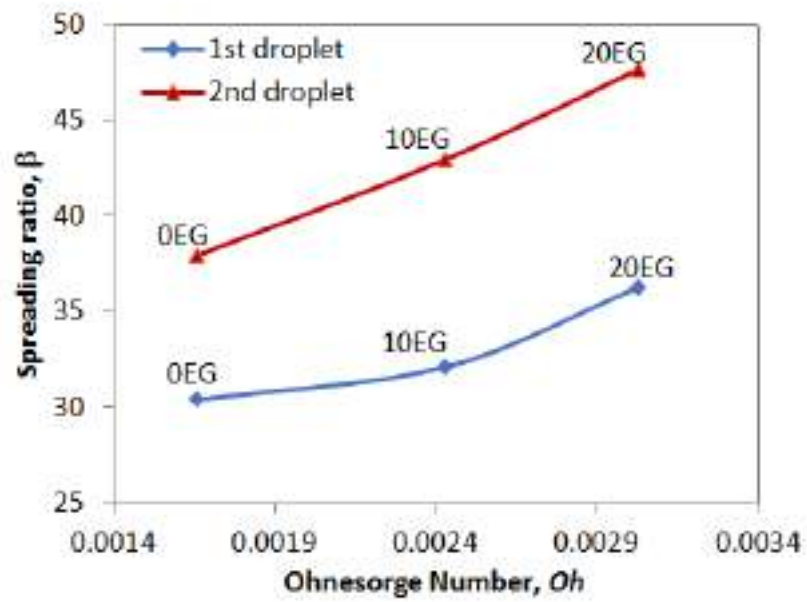


Fig. 17. The effect of Ohnesorge number on the cumulative maximum spreading ratio after the presence of the first droplet and second droplet

Yogyakarta (Indonesia), June 28th, 2019

To: Editor in Chief of **International Journal of Thermal Sciences**
Paper submission for the **International Journal of Thermal Sciences**

Dear Sir/Madam,

We would like to submit an original manuscript for the publication in “**International Journal of Thermal Sciences**” title:

The effect of the concentration of ethylene glycol on the interfacial dynamics of the successive droplets impacting onto horizontal hot solid surface

The authors of the paper are:

Teguh Wibowo, Arif Widyatama, Samsul Kamal, Indarto, Deendarlianto

Here we would like to inform you that the paper does not contain the conflict of interest with any other parties, and it is purely academic research. Thank you very much for your cooperation.

With Best Regards

Dr. Deendarlianto
Department of Mechanical & Industrial Engineering,
Faculty of Engineering, Gadjah Mada University,
Jalan Grafika No. 2, Yogyakarta 55281, Indonesia.
Phone & Fax: (+62) 274 521673
Email: deendarlianto@ugm.ac.id



deen darlianto <deendarlianto@ugm.ac.id>

Received revision THESCI_2019_1054_R1

1 message

International Journal of Thermal Sciences <EvisSupport@elsevier.com>

Fri, Dec 27, 2019 at 10:22 PM

Reply-To: thesci@elsevier.com

To: deendarlianto@ugm.ac.id

This message was sent automatically.

Ref: THESCI_2019_1054_R1

Title: The effect of ethylene glycol concentration on the interfacial dynamics of the successive droplets impacting onto a horizontal hot solid surface

Journal: International Journal of Thermal Sciences

Dear Dr. Deendarlianto,

Thank you for submitting your revised manuscript for consideration for publication in International Journal of Thermal Sciences . Your revision was received in good order.

To track the status of your manuscript, please log into EVISE® http://www.evise.com/evise/faces/pages/navigation/NavController.jspx?JRNL_ACR=THESCI and locate the submission under the header 'My Submissions with Journal' on your 'My Author Tasks' view.

We appreciate your submitting your revision to this journal.

Kind regards,

International Journal of Thermal Sciences

Have questions or need assistance?

For further assistance, please visit our [Customer Support](#) site. Here you can search for solutions on a range of topics, find answers to frequently asked questions, and learn more about EVISE® via interactive tutorials. You can also talk 24/5 to our customer support team by phone and 24/7 by live chat and email.

Copyright © 2018 Elsevier B.V. | [Privacy Policy](#)

Elsevier [B.V.](#), [Radarweg 29, 1043 NX Amsterdam, The Netherlands](#), Reg. No. 33156677.

2nd Review Process



deen darlianto <deendarlianto@ugm.ac.id>

Revision requested for THESCI_2019_1054_R1

1 message

C Balaji (International Journal of Thermal Sciences)

Sun, Jan 12, 2020 at 2:32

<Evisesupport@elsevier.com>

PM

Reply-To: balaji@iitm.ac.in

To: deendarlianto@ugm.ac.id

Ref: THESCI_2019_1054_R1

Title: The effect of ethylene glycol concentration on the interfacial dynamics of the successive droplets impacting onto a horizontal hot solid surface

Journal: International Journal of Thermal Sciences

Dear Dr. Deendarlianto,

Thank you for submitting your manuscript to International Journal of Thermal Sciences . I have completed the review of your manuscript and a summary is appended below. The reviewers recommend reconsideration of your paper following major revision. I invite you to resubmit your manuscript after addressing all reviewer comments.

When resubmitting your manuscript, please carefully consider all issues mentioned in the reviewers' comments, outline every change made point by point, and provide suitable rebuttals for any comments not addressed.

To submit your revised manuscript:

- Log into EVISE® at: http://www.evise.com/evise/faces/pages/navigation/NavController.jspx?JRNL_ACR=THESCI
- Locate your manuscript under the header 'My Submissions that need Revisions' on your 'My Author Tasks' view
- Click on 'Agree to Revise'
- Make the required edits
- Click on 'Complete Submission' to approve

What happens next?

After you approve your submission preview you will receive a notification that the submission is complete. To track the status of your paper throughout the editorial process, log in to Evise® at: http://www.evise.com/evise/faces/pages/navigation/NavController.jspx?JRNL_ACR=THESCI.

Enrich your article to present your research with maximum impact. This journal supports the following [Content Innovations](#):

Data in Brief (optional):

We invite you to convert your supplementary data (or a part of it) into an additional journal publication in Data in Brief, a multi-disciplinary open access journal. Data in Brief articles are a fantastic way to describe supplementary data and associated metadata, or full raw datasets deposited in an external repository, which are otherwise unnoticed. A Data in Brief article (which will be reviewed, formatted, indexed, and given a DOI) will make your data easier to find, reproduce, and cite.

You can submit to Data in Brief via the International Journal of Thermal Sciences submission system when you upload your revised International Journal of Thermal Sciences manuscript. To do so, complete the template and follow the co-submission instructions found here: www.elsevier.com/dib-template. If your International Journal of Thermal Sciences manuscript is accepted, your Data in Brief submission will automatically be transferred to Data in Brief for editorial review and publication.

Please note: an open access Article Publication Charge (APC) is payable by the author or research funder to cover the costs associated with publication in Data in Brief and ensure your data article is immediately and

permanently free to access by all. For the current APC see: <https://www.elsevier.com/journals/data-in-brief/2352-3409/open-access-journal>

Please contact the Data in Brief editorial office at dib-me@elsevier.com or visit the Data in Brief homepage (www.journals.elsevier.com/data-in-brief/) if you have questions or need further information.

I look forward to receiving your revised manuscript as soon as possible.

Kind regards,

Professor. Balaji
Editor
International Journal of Thermal Sciences

Comments from the editors and reviewers:

-Reviewer 2

-

The authors have not addressed (or have not understood) my point. The three drops considered have Weber numbers of 56, 67 and 82. This difference is significant, and sufficient to explain the observed changes in the spreading ratio. Thus, the main argument of the paper, which attributes the observed change of the spreading ratio to the additive, is by no means justified by the data presented.

The paper is intrinsically flawed and should not be published.

-Reviewer 3

- Article can be accepted.

-Reviewer 4

- The authors have addressed my questions, hence it can be accepted at current status.

MethodsX (optional)

We invite you to submit a method article alongside your research article. This is an opportunity to get full credit for the time and money you have spent on developing research methods, and to increase the visibility and impact of your work.

If your research article is accepted, your method article will be automatically transferred over to the open access journal, MethodsX, where it will be editorially reviewed and published as a separate method article upon acceptance. Both articles will be linked on ScienceDirect.

Please use the MethodsX template available here when preparing your article: <https://www.elsevier.com/MethodsX-template>. Open access fees apply.

Have questions or need assistance?

For further assistance, please visit our [Customer Support](#) site. Here you can search for solutions on a range of topics, find answers to frequently asked questions, and learn more about EVISE® via interactive tutorials. You can also talk 24/5 to our customer support team by phone and 24/7 by live chat and email.

Copyright © 2018 Elsevier B.V. | [Privacy Policy](#)

Elsevier B.V., Radarweg 29, 1043 NX Amsterdam, The Netherlands, Reg. No. 33156677.

Manuscript Details

Manuscript number	THESCI_2019_1054_R2
Title	The effect of ethylene glycol concentration on the interfacial dynamics of the successive droplets impacting onto a horizontal hot solid surface
Article type	Research Paper

Abstract

The present work aimed to conduct the visualization study on the effect of the ethylene glycol concentration on the interfacial behavior of successive droplets during the impacting onto a horizontal hot solid surface. The tested liquid droplets were pure water and two ethylene glycol-water mixtures, which contain 10 % and 20 % of ethylene glycol. A polished cylindrical plate of stainless steel (SUS 304), with the surface roughness of 0.06 μm , was utilized as a solid surface. The surface varies for temperatures of about 110 $^{\circ}\text{C}$ to 240 $^{\circ}\text{C}$. The detailed phenomena during the droplet impact were recorded by using a high-speed video camera with the frame speed of 2000 fps and the resolution of the 1024 x 768. In addition, an own developed image processing technique was also implemented to obtain the quantitative parameters, such as the spreading ratio and the apex height during the droplet impacting onto a hot solid surface. As a result, the interfacial dynamics of the successive droplets were clarified. The addition of the concentration of ethylene glycol leads to the decrease of droplet oscillation during the spreading phase and delays both the bubble formation and the presence of secondary droplets. In addition, the research also reveals that the presence of the second droplet successfully improves the wetting area of the droplet.

Keywords	Spray cooling; Successive droplets; Spreading ratio; Apex height
Corresponding Author	Deendarlianto Deendarlianto
Corresponding Author's Institution	Gadjah Mada University
Order of Authors	Teguh Wibowo, arif widyatama, Samsul Kamal, Indarto Indarto, Deendarlianto Deendarlianto

Submission Files Included in this PDF

File Name [File Type]

Cover Letter_revised successive droplet.doc [Cover Letter]

Response to Reviewer .docx [Response to Reviewers]

Manuscript text_ successive droplets Rev24 (050220).docx [Revised Manuscript with Changes Marked]

highlights_revision.docx [Highlights]

Manuscript text_ clean.docx [Manuscript File]

Figure_ successive droplets Rev11 (030220).docx [Figure]

Conflict of interest statetement.doc [Conflict of Interest]

To view all the submission files, including those not included in the PDF, click on the manuscript title on your EVISE Homepage, then click 'Download zip file'.

Research Data Related to this Submission

There are no linked research data sets for this submission. The following reason is given:
Data will be made available on request

Yogyakarta (Indonesia), February 7th, 2020

To: Editor in Chief of **International Journal of Thermal Sciences**

Revise paper submission for the International Journal of Thermal Sciences

Dear Sir,

We would like to submit a revise manuscript for the publication in “**International Journal of Thermal Sciences**” title:

The effect of the concentration of ethylene glycol on the interfacial dynamics of the successive droplets impacting onto horizontal hot solid surface

The authors of the paper are:

Teguh Wibowo, Arif Widyatama, Samsul Kamal, Indarto, Deendarlianto

The aim of the present experimental study was to conduct the visualization study on the effect of the concentration of the ethylene glycol on the interfacial behavior of successive droplets during the impact onto a horizontal hot solid surface. The tested liquid droplets were pure water and pure water that contain 10% and 20% Ethylene glycol. The surface temperatures were varied from 110° to 240° C. The tested solid material was polished stainless steel (SUS 304) with the surface roughness of 0.06 μ m. To capture the detailed interfacial behavior during the droplet impact, a high-speed video camera with the frame speed of 2000 fps and the resolution of the 1024 x 768 was used. The developed image processing technique was implemented to obtain the quantitative parameter, namely the spreading ratio and the apex height.

As a result, the interfacial dynamics of the successive droplets were clarified. It was found that the droplet interfacial behavior differs strongly affected by the boiling regimes. Moreover, the effect of ethylene glycol concentration on various phenomena, such as the generation of small bubbles, the recoiling process, and the value of maximum spreading ratio as well as apex height were comprehensively presented.

In the revised manuscript, we have added also the discussion and the physics behind the obtained phenomena. Moreover, the details of the experimental conditions were also provided. In addition, the English grammar was also corrected and checked by the native person as suggested by the Reviewer. We hope that the revised manuscript meets with the requirement of the journal.

We are sure that the revised paper has a significant effect on the conception development in the spray cooling technologies. For any question or problem, please do not hesitate to ask me.

With Best Regards

Dr. Deendarlianto
Department of Mechanical & Industrial Engineering,
Faculty of Engineering, Gadjah Mada University,
Jalan Grafika No. 2, Yogyakarta 55281, Indonesia.
Phone & Fax: (+62) 274 521673
Email: deendarlianto@ugm.ac.id

Response to the Reviewer's Comments

In response to the comments of Reviewer #2

Thank you very much for your positive comments. We greatly appreciate your input and advice. In the next section, we will describe the improvement of the manuscript as your suggestions. We have added some comments on the revised manuscript, and those are written underlined.

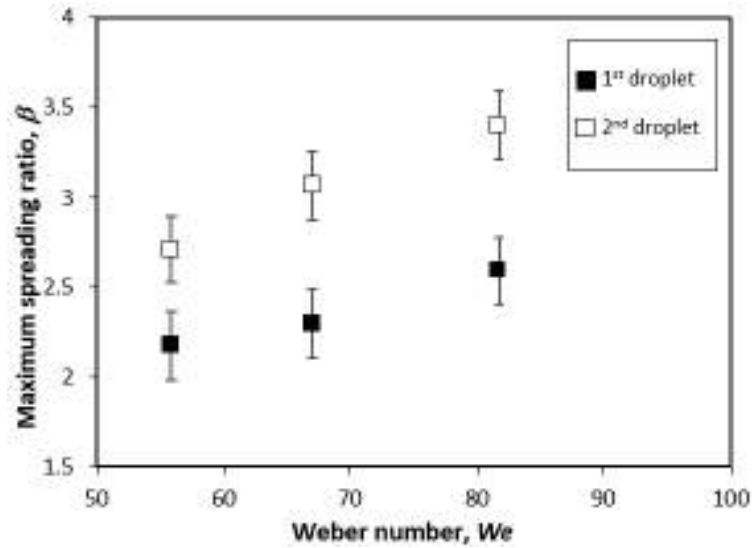
Reviewer #2: The authors have not addressed (or have not understood) my point. The three drops considered have Weber numbers of 56, 67 and 82. This difference is significant, and sufficient to explain the observed changes in the spreading ratio. Thus, the main argument of the paper, which attributes the observed change of the spreading ratio to the additive, is by no means justified by the data presented.

The paper is intrinsically flawed and should not be published

Thank you for the comment. The data and analysis have been also updated in the revised manuscript and it is written as follows:

...

The Weber number becomes one of the most important parameters to explain the change of droplet behavior associated with initial force and surface tension force [11]. As mentioned in Table 2, it is understood that the addition of ethylene glycol, triggering the change of several fluid properties, directly affects the Weber number. In detail, the Weber numbers of 0EG, 10EG, and 20EG solution are 55.85, 67.02, and 81.73, respectively. Fig. 17 depicts the effect of Weber number on the maximum spreading ratio of the droplet. . In general, it consists of the data on the condition after the first and second droplet impact. Each point represents the average of data gathered from a surface temperature between 110 °C to 240 °C, with an interval of 10 °C. The figure shows that the maximum spreading ratio, both after the first and second droplet impact, rise as the increase of Weber number. For instance, on the phenomenon after the impact of the second droplet, the maximum spreading ratio at Weber number of 55.85 is 2.17. The maximum spreading ratio increases to 2.29 at Weber number of 67.02 and becomes larger, around 2.58, at the Weber number of 81.73. (in page 19)



S

Fig. 17. The relationship between the Weber number and the maximum spreading diameter of both first and second droplets during the impacting of multiple droplet onto a hot solid surface

In the conclusion part, we have added the sentence as follow :

4. The Weber number plays an important role on the maximum spreading diameter during the impacting of multiple droplets onto a hot solid surface, in which the higher the Weber number, the higher the maximum spreading droplet diameter of both first and second droplets.

We hope the findings of this research could provide a new insight and trigger further research development in this area, and meets the requirement of the journal.

The effect of ethylene glycol concentration on the interfacial dynamics of the successive droplets impacting onto a horizontal hot solid surface

Teguh Wibowo^{1,3}, Arif Widyatama^{1,2}, Samsul Kamal^{1,2}, Indarto^{1,2}, Deendarlianto^{1,2,*}

¹*Department of Mechanical & Industrial Engineering, Faculty of Engineering Gadjah Mada University, Jalan Grafika No.2 Yogyakarta 55281, Indonesia*

²*Center for Energy Studies, Gadjah Mada University, Sekip Blok K 1A, Kampus UGM, Bulaksumur, Yogyakarta 55281, Indonesia*

³*Department of Mechanical Engineering, Sekolah Tinggi Teknologi Adisutjipto, Jl. Janti Blok R. Lanud, Yogyakarta 55198, Indonesia*

ABSTRACT

The present work aimed to conduct the visualization study on the effect of the ethylene glycol concentration on the interfacial behavior of successive droplets during the impacting onto a horizontal hot solid surface. The tested liquid droplets were pure water and two ethylene glycol-water mixtures, which contain 10 % and 20 % of ethylene glycol. A polished cylindrical plate of stainless steel (SUS 304), with the surface roughness of 0.06 μm , was utilized as a solid surface. The surface varies for temperatures of about 110 °C to 240 °C. The detailed phenomena during the droplet impact were recorded by using a high-speed video camera with the frame speed of 2000 fps and the resolution of the 1024 x 768. In addition, an own developed image processing technique was also implemented to obtain the quantitative parameters, such as the spreading ratio and the apex height during the droplet impacting onto a hot solid surface. As a result, the interfacial dynamics of the successive droplets were clarified. The addition of the concentration of ethylene glycol leads to the decrease of droplet oscillation during the spreading phase and delays both the bubble formation and the presence of secondary droplets. In addition, the research also reveals that the presence of the second droplet successfully improves the wetting area of the droplet.

Keywords: *Spray cooling, Successive droplets, Spreading ratio, Apex height*

*Corresponding Author:

Deendarlianto

Department of Mechanical and Industrial Engineering

Faculty of Engineering, Gadjah Mada University, Indonesia

Phone and Fax: +62 274 521673

Email: deendarlianto@ugm.ac.id

1. Introduction

The cooling system utilizing liquid media becomes a critical part of various industry, especially the metal industry, which work under high temperature. For instance, the quenching process of metal is essentially needed to achieve the desired metal structure as well as improve the material properties such as strength and hardness. Because of the benefits, spray cooling becomes one of the suitable methods in metal cooling. The main advantages of this method were realized by previous researchers, such as Deendarlianto et al. [1], who concluded that the heat fluxes produced by liquid droplet impacting onto a hot surface are much higher than that of the forced convective cooling. Equally important, the spray cooling is also widely known due to its adaption ability in various cooling situations as well as savings inflow rate requirements [2]. In the industrial applications, the liquid agent distribution contributes to the formation of many droplets that is difficult to study systematically under realistic conditions [3]. For this reason, single droplet experiments can be used to understand the transient heat transfer features required to predict the overall heat transfer property of an overall spray. Several methods have been developed to fulfill the importance of each relation aspect, and the spray cooling had shown its effectiveness as a thermal control [4].

Besides the application of spray cooling, the liquid droplet can be widely implemented in other fields of works, such as in the combustion process of liquid fuel [5], the inkjet technology in the printing system [6], and spray coating [7]. In addition, several studies have focused on the impingement on heated surfaces of water droplets containing additives [8–10]. Those widespread applications indicate that comprehensive knowledge is essentially needed since the desired effect may vary according to the application [11]. A fundamental understanding of droplet interfacial dynamics is also crucial to handle some controllable parameters during the operation process, such as wettability, impact speed, and surface temperature [12]. For instance, the parameter of surface temperature should consider

the Leidenfrost phenomenon, which strongly influences the heat transfer performance. It is described as the presence of a thin vapor layer, which prevents the contact between liquid droplets and the hot surface. The research conducted by Chandra and Avedisian [13] pointed out the importance of Leidenfrost point, producing the longest evaporation time and the lowest high transfer rate.

Boiling is defined as the phase transformation from liquid to vapor under a particular condition. In the phenomenon of a droplet impacting the hot surface, the boiling process occurs when the liquid droplet is in contact with the solid surface where the surface temperature is maintained above the saturation temperature of the liquid. Liang and Mudawar [14] classified those boiling phenomena regimes according to the wall temperatures and evaporation behavior. The regimes are film evaporation, nucleate boiling, transition boiling, and film boiling. Moreover, Bernardin et al. [2] reported that the regimes of a droplet impacting hot surfaces are strongly affected by surface temperature and Weber number. The detailed observation of the evaporation characteristics and droplet break up event was also conducted by Ko and Chung [15]. To conclude, the above studies reveal that each regime experiences different mechanisms and strongly influences the heat transfer process and fluid flow. Therefore, an in-depth analysis of these aspects has attracted researcher attention [16].

In general, the phenomenon of a liquid droplet impacting onto hot solid surfaces can be explained as follows. As the droplet comes out from the droplet generator and hits a hot surface, it experiences the change of movement direction. The kinetic energy in the droplet body is released into the radial direction. After reaching the maximum spreading diameter, the droplet retracts back under the action of surface tension [17] and produces a complex phenomenon. Each case produces a different behavior since it is influenced by many factors such as droplet diameter [18,19], the fluid properties [20–22], the surface roughness [23–25], and the surface material [26,27].

The recent study is even expanded into a more complex matter since both in nature and industrial application, the occurred phenomena are certainly more complicated than that of the impact of a single droplet. Most of the droplets act in the form of successive droplets, which means the interaction between droplets should be considered in the analysis. Fujimoto et al. [28] argued that the fundamental understanding during the successive droplets impinging onto a hot solid surface requires extensive investigations. Several comprehensive researches on the successive droplets have been conducted by previous researchers [28–32] to gather droplet characteristics. In terms of experiments, Fujimoto et al. [33] utilized two-directional photography to capture the phenomena of two successive water droplets impacting Inconel alloy and successfully discussed the droplet collision as well as the effect of the spacing between the two droplets.

Furthermore, numerical investigation, covering volume-of-fluid to determine the free liquid of surface and continuum surface force model to calculate the surface tension, were conducted by Tong et al. [34]. They successfully obtained the detailed flow fields of the liquid and provide the physics during the impingement. Kuznetsov et al. [35] concluded that the kinetic energy acting in the radial direction transforms into the viscous dissipation energy, while the initial kinetic energy of the droplet partially transforms into the surface tension energy and viscous dissipation energy. However, the available research related to successive droplet has not revealed all phenomena, especially the phenomena which can only be analyzed from high-quality data. At the same time, the recent trend research proves that the image processing technique has become a reliable method to enrich the analysis process. Hence, it is important to carry-out more experimental works, mainly utilizing image processing techniques, in order to reveal the comprehensive behavior of successive droplets impacting onto a hot solid surface.

Although the water is still considered as the most favorite liquid for spray cooling, it is also essential to find a proper method to enhance the cooling performance of the droplet by adding the surfactant or other liquid to form a solution. Cui et al. [9] compared three

kinds of salts (NaCl, Na₂SO₄, and MgSO₄) on metal cooling behavior. They mentioned that each salt produces a particular effect on the various parameter such as nucleate boiling heat transfer and boiling transition. Clay and Miskis [36] investigated the effect of surfactant on the droplet spreading, and concluded that the increase of the surfactant decreases the spreading rate of the droplet due to the formation of a negative surface tension gradients near the contact line. Next, Pontes et al. [37] performed the experiments to examine the effect of the ethanol-water solution on the single droplet impacting onto a hot solid surface. They reported that the ethanol-water solution reaches the maximum spreading diameter slightly faster than the water. In addition, the spreading diameter of the ethanol solution was larger than that of the water. Although the importance of the effect of the physical properties on the droplet behavior was examined by previous researchers, a complete understanding of it has not achieved yet. Therefore, the droplet dynamics should be deeply investigated to obtain more detailed information, such as the entrainment of the small bubble, and explain how the change of fluid properties affects the droplet dynamics.

From the above facts, it was concluded that most of the researches were conducted in the form of single droplet impact conditions, whereas in the practical application, the multiple successive droplets were often found. In addition, it is also noticed that a comprehensive study on the effect of fluid properties is rarely discussed. On the other hand, in the cooling and conventional heat exchanger system, several additives have been used to improve the properties of a liquid, such as the freezing point and boiling point of the ethylene glycol. In general, the recent research of ethylene glycol utilization is still focused on the radiator system [38], whereas the comprehensive research on the spray cooling, as well as multiple droplets behavior, was not been conducted. Therefore, the present research will increase the understanding of the physical phenomena of ethylene glycol droplets on spray cooling.

The present experimental study aims to investigate the effect of the concentration of ethylene glycol in a water solution on the interfacial dynamics during the successive droplets

impacting onto a hot solid surface. For that reason, the pure water and the ethylene glycol-water mixture were used as the working fluids. The surface temperature was achieved by using an induction heater. Next, the own developed image processing technique was implemented to gather the main quantitative parameters from the video images obtained from the experiments. The use of high-speed video camera, up to 2000fps, that was combined with the application of image processing technique, allowed this work to produce useful data and conduct in-depth analysis. Hence, the results revealed the comprehension phenomena of droplets impacting onto a hot surface. Finally, the present work provides more detailed information on the interfacial characteristics of successive droplets, in terms of the properties of fluid dependence on related phenomena experimentally.

2. Experimental apparatus and procedures

The schematic diagram of the experimental apparatus in the present experimental study is shown in Fig. 1. The apparatus consists of a solid surface, an induction heater, a droplet generator to produce the successive droplets, a high-speed video camera, and an illumination system to capture the detailed image of the droplets.

The droplet generator consists of droplet injector and the fluid tank. The droplet injector was used to inject the droplets to the surface at 50 mm above the hot surface. In the present work, the diameter and the frequency of the droplet were 3.12 mm and 8.5 droplets per second, respectively.

In the present experimental work, an induction heater, as shown clearly in Fig. 2 was used as a heat source. The main parts of the induction heater are a large copper coil, power supply, controller, and a cooling fan. The hot surface used in the present experiment was polished stainless steel (SUS 304). The surface roughness was $R_a=0.06 \mu\text{m}$, as shown in Fig. 3. The temperature was monitored using a K-type thermocouple. Three thermocouples

were placed in a specific place on the surface to ensure the surface temperature can be measured accurately.

The present experimental study is mainly designed to reveal the effect of ethylene glycol addition on the multiple droplet behavior. Hence, three different liquid was utilized. The first liquid was pure water, which is denoted as 0EG. In addition, two other solutions contain 10% and 20% ethylene glycol were also used, and those are denoted as 10EG and 20EG, respectively. Furthermore, the addition of ethylene glycol also affects the properties of the fluid. Each property of fluid was tested, and the summarize of the properties is listed in Table 1. Equally important, the dimensionless parameters of each working fluids are also determined, as shown in Table 2. Re , We , and Oh , in the table, derive the Reynolds, Weber, and Ohnesorge numbers, respectively. Each dimensionless parameter is described as follows. First, Reynolds number (Re) describes the ratio between the inertial forces and viscous forces. Furthermore, the analysis also utilizes the Weber number (We), which represents the ratio between the inertial force and surface tension force. Next, Ohnesorge number (Oh), is used to explain the relationship between the viscous forces to inertial and surface tension forces. Next, it is understood that the surface temperature also plays an important role in droplet behavior. Under similar experimental condition (surface material, the distance between the droplet generator and the testing material, the droplet impact velocity, and the initial droplet diameter), the surface temperature was also varied between 110 and 240 °C, with an interval of 10 °C, to represent different boiling regime.

The behavior of the successive droplets during the impacting onto a hot solid surface was recorded by a high-speed video camera of phantom MIRO M310. The resolution of the camera and the frame speed were 1024 x 768 and 2000 fps, respectively. To improve the light condition, set of LED lamps were placed behind the hot surface. Between the light source and the hot surface, a diffusive layer was also installed to produce uniform lighting.

The brief procedures of this experimental study are explained as follows. First, the tanks storage was filled the working fluid. In this process, it was important to ensure that the tank storage and other parts of the droplet were clean in order to prevent any impurities. Then, the droplet injector was set as required by the present study. After the droplet generator was ready, the stainless steel specimen was placed on the induction heater. The calibration process of the thermocouple was done to maintain the accuracy of the measurement process. At the same time, the high-speed camera and the illumination system were also prepared. After all of the experimental apparatus was set, the induction heater was turned on, and the stainless-steel surface temperature gradually increased. As the desired temperature achieved, the droplet was released from the generator, and the behavior of the droplet was recorded by the high-speed camera. For each surface temperature, the experiments were repeated three times to ensure the similarity of the phenomena. Those steps were conducted for all of the parameters investigated in this study the variation of surface temperature and ethylene glycol concentration.

After the video images of the successive droplets were recorded, those were transferred to the personal computer to conduct a detailed analysis by image processing technique. The developed image processing technique was implemented to obtain the quantitative parameter of the droplet. The sequence steps of the implemented image processing technique are as follows. First, the raw image was loaded, and followed by cropping and rotating function to remove the unnecessary part and to fix the misalignment on the horizontal axis, as shown in Fig. 4a. Next, a median filter was applied to reduce the noise. In the present work, the quality of the raw image was already good. Hence, no more preprocessing steps were needed.

Furthermore, the images were converted into a binary image, as shown in Fig. 4b. The threshold value was determined carefully since it strongly affects the contour of the droplet. In most cases, the value of 0.50 was used as the threshold value. As the object

representing the droplet was successfully determined, the interfacial can be detected by using the “find edge” function in a commercial MATLAB software. As shown in Fig. 4c, the edge of the object, as illustrated with a red line, shows a good agreement when it is overlapped with the raw image. If the results are unsatisfactory, the threshold value should be evaluated. The last is the measurement of the spreading diameter and the height of the droplet by tracking the position of the edge of the droplet, as shown in Fig. 4d. In the analysis, the measurement data were focused on the time variation of the spreading ratio and the apex height of the droplet. Here, the spreading ratio (d/d_o) is defined as the ratio of the droplet-spreading diameter (d) to the initial droplet diameter (d_o). In addition, Apex height (h/d_o) is the ratio of the droplet height (h) to the initial droplet diameter (d_o). The spreading ratio and apex height than are arranged in the form of time-series data, to ease the analysis of droplet phenomena, the dimensionless time (τ) is utilized and is defined:

$$\tau = \frac{t.v}{d_o} \quad (1)$$

where t is time measured from the first impact, v is the impact velocity, d_o is the initial impact diameter of the droplet. $\tau=0$ is the initial time of the droplet starts to impact the hot surface.

During the experiments, it is important to reveal how the uncertainties and errors caused by the measurement data acquisition process affect parameter determination. The first component is the uncertainty produced by the sensor and data logger. The sensitivity of sensors is 0.5 %, whereas the Lutron logger TM-946, used to measure and record the temperature data, has an uncertainty of 0.05% for K-type thermocouple in range -199.9 to 1370 °C.

Regarding the visual data recording, which is later processed to produce quantitative data, the errors are strongly associated with the image resolution resulted from the comparison between the dimension of certain objects with its pixel size. In the present study, the object with a length of 50 mm was recorded in 727 pixels image. Therefore, the

resolution of the image is 0,069 mm/pixel. A similar approach to conducting error analysis was carried out by Mitrakusuma et al. [39] on the basis of the approach of Taylor [40]. For instance, the uncertainty of Weber number [$We = \rho v^2 D / \sigma$], in general, can be defined as follows.

$$\Delta We = \sqrt{\left(\frac{\partial We}{\partial \rho} \cdot \Delta \rho\right)^2 + \left(\frac{\partial We}{\partial \sigma} \cdot \Delta \sigma\right)^2 + \left(\frac{\partial We}{\partial v} \cdot \Delta v\right)^2 + \left(\frac{\partial We}{\partial D} \cdot \Delta D\right)^2} \quad (2)$$

The property of surface tension and density were assumed to be constant during the experiment. Then the uncertainty of Weber Number can be written as follows.

$$\Delta We = \frac{\rho}{\sigma} \sqrt{(2 \cdot v \cdot D \cdot \Delta v)^2 + (v^2 \cdot \Delta D)^2} \quad (3)$$

Where the Δv and ΔD represent the uncertainty of velocity and the diameter of the droplet, respectively. The summary of uncertainty analysis is shown in Table 3.

3. Result and discussions

In the next section, the collision behavior of the first droplet and the second droplet is analyzed to obtain the behavior of the successive droplets impacting onto a hot solid surface. The discussion will concentrate on the dynamic behavior of successive droplets impacting onto a hot solid surface in the region of the surface temperatures from the nucleate boiling to the critical heat flux (CHF). The effects of the additional ethylene glycol on the water solution, which directly affect the fluid properties such as the boiling temperature, viscosity, and the surface tension, are also considered

3.1. Collision dynamics of the first and second droplets impacting

3.1.1. Surface temperature is 110 °C

Fig. 5 shows the interfacial behavior of the first droplet impacting onto a hot solid surface at the surface temperature of 110 °C to represent the bubble formation nearly the region of nucleate boiling. The tested fluids were pure water (OEG), 10% ethylene glycol water solution (10EG), and 20% ethylene glycol water solution (20EG). The figure shows that the addition of ethylene glycol affects the bubble entrainment

behavior. Close observation of Fig. 5 reveals that the first tiny bubble generation inside the droplet of 0EG, 10EG, and 20EG occur at $\tau = 7.05$, 8.23 , and 10.19 , respectively. It means that the addition of ethylene glycol postpones the onset of the boiling of the solution, whereas the tiny bubble grows slower at a higher concentration of ethylene glycol. The trapped bubble mechanism inside the impacting droplet was clearly explained by Nejad et al. [41]. They reported that under room temperature, it is generated by the presence of trapped air during the initial contact of the droplet and the surface. As the droplet hits the surface, the air below the droplet is forced out to produce a sudden increment of the pressure gradient between the droplet and the surface. It leads to the formation of the bubble entrainment, as also reported by Liang et al. [16], who investigated the contact vaporization during the droplet impinging onto a hot surface.

Fig. 6 shows the time variation of the droplet interfacial behavior during the successive droplets impacting onto a hot solid surface at the surface temperature of 110°C . Moreover, the time variations both of d/d_o and h/d_o are shown in Fig. 7. From the visual observation, it is noticed that in general, the droplet interfacial behaviors of 0EG, 10EG, and 20EG are similar during the impact process. In Fig. 6, $\tau = 0$ represents the initial impact time of the droplet. As soon as the first droplet impacts the hot surface, the droplet spreads to form a disk shape liquid. It is due to the sudden change of the momentum from vertical to the radial direction. The droplet then expands to the maximum diameter. On the other hand, as shown in the upper part of Fig. 7, the h/d_o decreases gradually during the spreading process and reaches the minimum value. The maximum d/d_o is achieved around $\tau = 2.35$ and characterized by the occurrence of a flat liquid surface surrounded by the thicker liquid film. The maximum d/d_o of 0EG, 10EG, and 20EG are achieved at 2.52 , 2.59 , and 2.66 , respectively. Next, the addition of 20% ethylene glycol on the water solutions gives the highest of the maximum d/d_o of the first droplet. It is caused by the presence of ethylene glycol, which decreases the surface

tension of the liquid droplet. Therefore, the droplet spreads more easily at a higher concentration of ethylene glycol.

Further observation of Fig. 6 and Fig. 7 indicate that as time goes by, the droplet interfaces move back to the center, and the recoil process occurs at $\tau = 3.52$. The d/d_o decreases until below 2, and the droplet keeps their position to stick on the hot surfaces. The obtained results are in good agreement with Bai and Gossman [42], who developed a methodology for spray impingement simulation for the automotive simulation applications. Next, as also shown in Fig. 7, the h/d_o of OEG droplet increases gradually, whereas the d/d_o drops significantly. On the other hand, the changes of the d/d_o and the h/d_o of 10EG and 20EG droplets are not as high as of OEG. It is due to the change of the liquid viscosity influenced by the addition of ethylene glycol. In detail, the lower the concentration of ethylene glycol concentration, the lower the viscosity of the liquid. Here, the viscosity acts as a resistive force to dissipate the flow induced by the capillarity force. As a result, the droplet does not show a significant recoiling process. In addition, OEG contains relatively low viscosity and high surface tension. The potential energy resulted from the impact processes is partially converted into kinetic energy. Consequently, the droplets recoil faster, and a high deviation during recoil and the oscillation process can be observed. The observed phenomena are also in good agreement with that of Kim and Chun [43]. After the droplet reaches the maximum recoiling process, the droplet oscillates several times until it reaches a stable condition. The droplet oscillation occurs due to the difference in the momentum and pressure between the droplet and its surroundings, as also reported by Mitrakusuma et al. [39].

In the next section, the phenomena around the impingement of the second droplet will be discussed. Since the surface temperature is still low, the first droplet tends to stay on the surface. Next, the second droplet hits precisely the center of the first droplet. After the first droplet coalesces with the second droplet, the liquid swelling of the coalescence droplet occurs. The liquid swelling is caused by force from the impact

velocity of the second droplet, as reported also by Fujimoto et al. [44]. It results in the radially spreading on the upper part of the first droplet, which increases the d/d_o . As shown in Fig. 7, the maximum d/d_o increases significantly due to the presence of the second droplet. The figure also shows that the maximum d/d_o of the 0EG, 10EG, and 20EG are 3.04, 3.10, and 3.26, respectively. It is also noticed that the presence of the second droplet also causes the coalescence droplet stays at a longer time on a hot solid surface. Therefore, it increases the amount of heat transferred from the hot surface to the liquid.

3.1.2. Surface temperature is 160 °C

It should be noted from the previous investigations that the increase of surface temperature affects the droplet impact behavior. Here, the surface temperature was set at 160 °C, representing the phenomena around the transition boiling region. It is also essential to investigate whether the change of fluid properties affects the droplet dynamics. Fig. 8 shows the dynamics behavior of 0EG, 10EG, and 20EG during the successive droplets impacting onto a hot solid surface of the surface temperature of 160 °C, while Fig. 9 shows the evolution of the corresponding both of d/d_o and h/d_o . As shown in Fig. 8, after the first droplet impacts the hot surface, the generation of the tiny bubbles due to the boiling process can be easily observed at the droplet surface. Close observation of the figure reveals that there are more generated tiny bubbles on the 0EG droplet compared to that of both of 10EG and 20EG. This means that the boiling exists earlier at a lower concentration of ethylene glycol.

In terms of the spreading phenomenon, it is found that the 20EG produces the highest d/d_o , as shown clearly in Fig. 9. The maximum d/d_o of 20EG, 10EG, and 0EG are 2.95, 2.62, and 2.68, respectively. The detail observation on the recoil process indicates that the 0EG droplet produces the highest h/d_o . It can be explained as follows.

The transferred heat from the hot surface to the liquid causes the presence of a local temperature difference inside the droplet. The natural convection leads the liquid motion and creates a local fluid flow. However, the obtained energy from the droplet impact is big enough to overcome the local turbulence inside the liquid. Therefore, the droplet behavior is the same as the surface temperature of 110 °C. As time progresses, a number of the tiny bubbles were formed. It is due to a higher heat transfer rate from the hot surface to the droplet, as reported by Riswanda et al. [45]. The number of transferred heats from the hot surface to the liquid also rises, which leads to the increase of the number of tiny bubbles inside the liquid droplet. The boiling point of the 0EG droplet is achieved faster than that of 10EG and 20EG, hence the number of tiny bubbles in 0EG increases significantly. Here, the small bubble interaction and the liquid flow turbulence inside the liquid droplet lead the droplet to expand. As a result, the d/d_o of the 0EG droplet during the recoil process is slightly higher than that of 10EG and 20EG. The presence of the small bubble inside of the liquid also influences the surface of the droplet. The higher amount of the small bubble causes the droplet surface is not as smooth as that of 10 EG and 20EG, in which the droplet tends to be wavy.

As time progresses to $\tau = 66.6$ as shown in Fig. 8, it is observed that the evolution of d/d_o and h/d_o are strongly influenced by the behavior of the generated bubble inside the liquid. The obtained phenomenon is quite different from that of the previous case at the surface temperature of 110 °C, where the momentum of the droplet plays an important role. As shown in Fig. 9, the second droplet hits the first droplet at around $\tau = 90.9$. Quantitatively, the presence of the second droplet improves the d/d_o , which represents the wettability of the droplet. Moreover, it is also observed that after the droplet coalescence, the fluctuation on the droplet surface suddenly decreases. At $\tau = 94.0$, the droplet surface looks smoother, and the center of droplet almost free from the small bubble, as shown clearly in Fig. 8.

Fig. 10 shows the detailed illustration of the droplet expansion due to the presence of a generated bubble inside the droplet. The expansion spreading droplet is affected by the boiling point of the droplet. Generated bubble inside the droplet causes both of d/d_o and h/d_o tend to increase during the time. In addition, the formation of the secondary droplet was also detected during this phase. Cossali et al. [46] noted that the presence of secondary droplets is strongly related to the bubble behavior inside the liquid droplet. As the droplet impacts onto a hot solid surface, the heat is transferred from the surface into the liquid. The boiling triggers the formation of the small bubbles. The bubble grows and breaks the liquid lamella to form a secondary droplet. Another important thing should be considered that the secondary droplet is firstly observed at the 0EG droplet ($\tau = 5.48$) while it appears at 10EG and 20EG at $\tau = 6.66$ and 10.97, respectively. The possible reason is at a lower liquid viscosity, and the droplet tends to separate easily to form the tiny satellite droplets, as also reported by Bernardin et al. [2].

3.1.3. Surface temperature is 210 °C

Fig. 11 shows the dynamics of the first and second droplets impacting onto a hot solid surface of 0EG, 10EG, and 20EG at the surface temperature of 210 °C, in which the corresponding evolution of d/d_o and h/d_o are depicted in Fig. 12. This surface temperature represents the temperature in the region of transition boiling. As shown in Fig. 11, the observed phenomena are almost the same as the phenomena the surface temperature of 160 °C. That is, the generated bubbles increase more easily at 0EG than that of 10EG and 20EG. Next, the droplet surface becomes lumpier for all the tested liquids. Those are shown clearly at $\tau = 2.35$. On the other hand, it is also noticed that the maximum d/d_o of 0EG is achieved at $\tau = 3.13$ while that of both of 10EG and 20EG are at $\tau = 2.35$. As the heat transfer process from the surface to the liquid occurs, the presence of local liquid flow and a high number of generated tiny bubbles causes the spreading process at 0EG is slightly interrupted.

Next, the droplet starts to recoil as soon as the maximum spreading diameter is achieved. This process is followed by the boiling process on the droplet body. The maximum h/d_o of 0EG, 10EG, and 20EG droplets are 1.36, 0.96, and 1.13, respectively, as depicted clearly in Fig. 13. The figure shows that more secondary droplets, both vertical and horizontal directions, were observed in comparison to that the lower surface temperature. At 0EG, the boiling occurs faster and leads to the formation of a thin vapor layer below the droplet. Due to the 0EG, the droplet has the lowest boiling point. Therefore, the droplet recoil and the maximum h/d_o occurs easily.

After the recoil of the 0EG, the d/d_o decreases, while the d/d_o both of 10EG and 20EG tend to increase slightly. Close observation of Fig. 12 reveals that at 0EG, the occurrence of the secondary droplet is more often observed in comparison to that of 10EG and 20EG. As a result, the droplet volume of 0EG reduces significantly, and the d/d_o decreases. Although the volume of 0EG loses partially due to the formation of the secondary droplet, the droplet is still able to stick on the hot surface until the presence of the second droplet. From the visual observation, it can be concluded that the presence of the second droplet has successfully improved the wettability. Similar to the previous cases, the 20EG droplet shows the highest maximum d/d_o . In detail, the maximum d/d_o for 0EG, 10EG, and 20EG are 3.02, 3.12, and 3.78, respectively.

The analysis of the observed phenomena indicates that at the surface temperature of 110 °C, the droplet tends to be stable after the second droplet impacts. While at the surface temperature of 160 °C, the expansion process due to the bubble growth and fluid turbulence causes the increase of d/d_o . At a higher surface temperature of 210 °C as an example, the d/d_o generally decreases due to a higher rate of the evaporation and the formation of the secondary droplets.

3.2. Effect of the second droplet impact on the collision behavior

The increase of d/d_o during the successive droplets phenomena are strongly affected by the condition of the first droplet before the appearance of the second droplet, whether it spreads, recoils, bounces, or splashes. Fig. 14 shows the obtained phenomena during the impact of the second droplet under the various surface temperatures. Here, the 20EG is taken as an example. Close investigation on the figure reveals that at the surface temperature of 110 °C, the second droplet appears when the first droplet spreads and completely sticks with hot surfaces. As a result, the second droplet effectively coalesces. Therefore, the d/d_o can be improved. While at the surface temperature of 160 °C, the first droplet boiled and followed by the expansion process. The secondary droplet starts to appear and results in a decrease in droplet volume. The presence of the second droplet successfully improves the d/d_o , although it is not as effective as the case of the surface temperature of 110 °C. At the surface temperature of 210 °C, the evaporation rate increases, and more secondary droplets were generated. Therefore, the droplet volume decreases significantly. At this surface temperature, the increase of d/d_o due to the presence of the second droplet is smaller than that of 110 °C and 160 °C.

Fig. 15 shows the visualization of the droplet impingement onto a hot solid surface at the surface temperature of 230°C. Fig.15 (a), (b), and (c) correspond to the cases of 0EG, 10EG, and 20EG, respectively. The research on the droplet interaction, such as conducted by Piskunov et al. [22] and Kuznetsov et al. [35], points out the importance of investigating this phenomenon, which strongly affected by component concentrations and fluid properties. In figure 15(a), the first droplet bounces and moves from the initial impact position. While Fig. 15(b) shows that the first droplet of the 10EG maintains its position, so the second droplet can significantly improve the d/d_o since it completely hits the first droplet. During the impact phenomena of 10EG, the first droplet tends to stay in the initial position because of the slower rate of the boiling process. In addition, the droplet only experiences a

small change of the surface tension, the impact phenomena of the 20EG depicted in Fig 15(c). Here, the 20EG droplet shows similar behavior to that of 10EG, whereas the first droplet tends to maintain its initial position. Both phenomena can be classified into the regime of coalescence in which the droplets merge into a single droplet and support the cooling process, as suggested by Piskunov et al. [22]. Although the evaporation rate in the high temperature leads to the presence of a gas-vapor layer around the droplet, the kinetic energy of the second droplet is able to overcome the layer. Therefore the coalescence process occurred. Equally important, this finding reveals the effect of ethylene glycol addition on droplet behavior, in which the addition increases the boiling point of the mixtures. Furthermore, it delays the formation of the thin gas film under the droplet. Hence, it is able to hold its position until the impact of the second droplet.

3.3. Maximum spreading ratio

Fig. 16 shows the effect of the surface temperatures and ethylene glycol concentration on the maximum d/d_o obtained from the present work. As shown in the figure, in the range of the surface temperatures of 110°C to 120 °C, the maximum d/d_o is affected by the dynamics of the impacting of the first and second droplets. On the other hand, in the temperature range of 130°C to 230 °C, the first droplet experience various phenomena, such as the evaporation, the bubble generation, and the presence of secondary droplets. It causes the fluctuation of the maximum d/d_o . If the surface temperature is increased higher than 240 °C, the thin vapor layer below the first droplet leads the bouncing of the first droplet from the hot surface. Consequently, the maximum d/d_o after the presence of the second droplet does not increase significantly.

Next, the comparison of the maximum spreading ratio obtained from the present work and available correlation from the previous researches, as indicated in Table 4, is depicted in Fig. 16. The figure also consists of the data of Deendarlianto [1], who investigated the

behavior of droplets impacting two modules of stainless steel coated by TiO_2 . The figure reveals that the behavior of the first droplet impacts strongly affecting by Weber number as suggested by Liang et al. [47] and Hatta et al. [48]. From those facts, it can be noticed that the available correlations were formulated only based on the first droplet impact phenomena. As shown in the figure, the correlation from Liang et al. [47] and Hatta et al. [48]. Overpredict to the present experimental data. The possible reason for the discrepancy is that the available correlations were developed under different experimental conditions such as solid surface material and liquid properties. Furthermore, the present data underestimate to that of Deendarlianto et al. [1] who conducted the experimental study under a higher impact velocity. The above facts indicate that the maximum spreading velocity of a droplet impacting a hot solid surface is strongly affected by the experimental conditions and the liquid properties. Hence, it is important to conduct a further experimental study to obtain high-quality data to formulate a new correlation, which represents the physics of successive droplets impacting onto a hot solid surface.

The Weber number becomes one of the most important parameters to explain the change of droplet behavior associated with initial force and surface tension force [11]. As mentioned in Table 2, it is understood that the addition of ethylene glycol, triggering the change of several fluid properties, directly affects the Weber number. In detail, the Weber numbers of 0EG, 10EG, and 20EG solution are 55.85, 67.02, and 81.73, respectively. Fig. 17 depicts the effect of Weber number on the maximum spreading ratio of the droplet. In general, it consists of the data on the condition after the first and second droplet impact. Each point represents the average of data gathered from a surface temperature between 110 °C to 240 °C, with an interval of 10 °C. The figure shows that the maximum spreading ratio, both after the first and second droplet impact, rise as the increase of Weber number. For instance, on the phenomenon after the impact of the second droplet, the maximum spreading

ratio at Weber number of 55.85 is 2.17. The maximum spreading ratio increases to 2.29 at Weber number of 67.02 and becomes larger, around 2.58, at the Weber number of 81.73.

Further analysis should be conducted to support the findings related to droplet behavior. While the Weber number has successfully described the dynamics of the droplet during the impact, in-depth analysis covering the effect of those fluid properties should be elaborated by utilizing the Ohnesorge number as suggested by Chen et al. [49]. Ohnesorge number, as indicated in Table 2 for all of the working fluid, is strongly related to the resistive force during the spreading process. Fig. 18 shows that the increase of Ohnesorge number is also followed by an increase in the maximum spreading ratio. Close observation of the figure reveals that the ratio of the increase of Ohnesorge number is slightly higher than that of the ratio of increase of the spreading ratio. This means that the effect of viscosity is more dominant than that of surface tension during the impacting of successive droplets onto a horizontal hot solid surface. The figure shows that the increase of the maximum d/d_0 due to the addition of 10 %, and 20 % ethylene glycol on the pure water solution is obtained around 6.2% and 19.3%, respectively. In addition, the increase of maximum d/d_0 due to the presence of the second droplet on the 0EG, 10EG, and 20EG droplets are 24.8 %, 33.3 %, and 31.4 %, respectively. Therefore, it can be concluded that the increase of the concentration of ethylene glycol, which directly reduces the surface tension, increases the spreading ratio.

Conclusions

The visualization study of the effect of the concentration of ethylene glycol on the interfacial dynamics of the successive droplets impacting onto a horizontal hot solid surface was carried out. The concentration of ethylene glycol on the solution was varied from 0 to 20 %. The results are summarized as follows:

1. Ethylene glycol plays a significant role in the dynamic behavior of the successive droplets impacting onto a horizontal hot solid surface. At the surface temperature of 110 °C, the increase of the concentration of ethylene glycol causes the decrease of the droplet oscillation after the spreading phase. In addition, the postpone growth of tiny bubbles was also detected due to the addition of the concentration of ethylene glycol.
2. The addition of the concentration of ethylene glycol decreases the spreading velocity. It is strongly affected by the presence of resistant forces, which increases as the increase of the liquid viscosity. Next, the formation of the secondary droplet is delayed with the increase of the concentration of ethylene glycol.
3. The presence of the second droplet, in general, improves the wetting area of the droplet. The droplet at the surface temperature of 110 °C sticks with the hot surfaces during the presence of the second droplet, which leads to the effective coalescence phenomenon. While at the temperature of 160 °C and 210 °C, the first droplet has experienced the volume decrease due to secondary droplets.
4. The Weber number plays an important role on the maximum spreading diameter during the impacting of multiple droplets onto a hot solid surface, in which the higher the Weber number, the higher the maximum spreading droplet diameter of both first and second droplets.
5. Addition of ethylene glycol causes the increase of the maximum d/d_o . The increase of the maximum d/d_o due to the addition of 10 % and 20 % ethylene glycol on the pure water solution is obtained around 6.2% and 19.3%, respectively. Furthermore, the presence of the second droplet improves the wettability of the droplet. The increase of maximum d/d_o due to the presence of the second droplet on the 0EG, 10EG, and 20EG droplets are 24.8 %, 33.3%, and 31.4 %, respectively.

Acknowledgements

The work was carried out within a special research project funded by Gadjah Mada University under the scheme of “Rekognisi Tugas Akhir”. The project number is 2127/UN1/DITLIT/DIT-LIT/LT/2019. The authors also would like to express their sincere appreciation to the member of the Fluid Mechanics Laboratory, Department of Mechanical and Industrial Engineering, Faculty of Engineering Gadjah Mada University, for their support.

REFERENCES

- [1] Deendarlianto, Y. Takata, S. Hidaka, Indarto, A. Widyaparaga, S. Kamal, Purnomo, M. Kohno, Effect of static contact angle on the droplet dynamics during the evaporation of a water droplet on the hot walls, *Int. J. Heat Mass Transf.* 71 (2014) 691–705. <https://doi.org/10.1016/j.ijheatmasstransfer.2013.12.066>.
- [2] J.D. Bernardin, C.J. Stebbins, I. Mudawar, Mapping of impact and heat transfer regimes of water drops impinging on a polished surface, *Int. J. Heat Mass Transf.* 40 (1997) 247–267. [https://doi.org/10.1016/0017-9310\(96\)00119-6](https://doi.org/10.1016/0017-9310(96)00119-6).
- [3] S.L. Manzello, J.C. Yang, An experimental investigation of water droplet impingement on a heated wax surface, *Int. J. Heat Mass Transf.* 47 (2004) 1701–1709. <https://doi.org/10.1016/j.ijheatmasstransfer.2003.10.020>.
- [4] J. Shen, C. Graber, J. Liburdy, D. Pence, V. Narayanan, Simultaneous droplet impingement dynamics and heat transfer on nano-structured surfaces, *Exp. Therm. Fluid Sci.* 34 (2010) 496–503. <https://doi.org/10.1016/j.expthermflusci.2009.02.003>.
- [5] A.S. Moita, A.L.N. Moreira, Drop impacts onto cold and heated rigid surfaces: Morphological comparisons, disintegration limits and secondary atomization, *Int. J. Heat Fluid Flow.* 28 (2007) 735–752. <https://doi.org/10.1016/j.ijheatfluidflow.2006.10.004>.
- [6] A.K. Thokchom, Q. Zhou, D. Kim, D. Ha, T. Kim, Characterizing Self-assembly and Deposition Behavior of Nanoparticles in, *Sensors Actuators B. Chem.* (2017). <https://doi.org/10.1016/j.snb.2017.06.045>.
- [7] M. Eslamian, Spray-on Thin Film PV Solar Cells: Advances, Potentials and Challenges, *Coatings.* 4 (2014) 60–84. <https://doi.org/10.3390/coatings4010060>.
- [8] M.D. King, J.C. Yang, W.C. Chien, W.L. Grosshandler, Evaporation of a small water droplet containing an additive, in: *Proc. 32nd ASME Natl. Heat Transf. Conf.*, 1997.
- [9] Q. Cui, S. Chandra, S. McCahan, The effect of dissolving salts in water sprays used for quenching a hot surface: Part 1 - Boiling of singled droplets, *J. Heat Transfer.* 125 (2003) 326–332. <https://doi.org/10.1115/1.1532010>.
- [10] S.L. Manzello, J.C. Yang, On the collision dynamics of a water droplet containing an additive on a heated solid surface, *Proc. R. Soc. A Math. Phys. Eng. Sci.* 458 (2002) 2417–2444. <https://doi.org/10.1098/rspa.2002.0980>.
- [11] Š. Šikalo, E.N. Ganić, Phenomena of droplet-surface interactions, *Exp. Therm. Fluid Sci.* 31 (2006) 97–110. <https://doi.org/10.1016/j.expthermflusci.2006.03.028>.
- [12] Deendarlianto, Y. Takata, A. Widyatama, A.I. Majid, A. Wiranata, A. Widyaparaga, M.

- Kohno, S. Hidaka, Indarto, The interfacial dynamics of the micrometric droplet diameters during the impacting onto inclined hot surfaces, *Int. J. Heat Mass Transf.* 126 (2018) 39–51. <https://doi.org/10.1016/j.ijheatmasstransfer.2018.05.023>.
- [13] S. Chandra, C.T. Avedisian, On the Collision of a Droplet with a Solid Surface, *Proc. R. Soc. A Math. Phys. Eng. Sci.* 432 (1991) 13–41. <https://doi.org/10.1098/rspa.1991.0002>.
- [14] G. Liang, I. Mudawar, Review of drop impact on heated walls, *Int. J. Heat Mass Transf.* 106 (2017) 103–126. <https://doi.org/10.1016/j.ijheatmasstransfer.2016.10.031>.
- [15] Y.S. Ko, S.H. Chung, An experiment on the breakup of impinging droplets on a hot surface, *Exp. Fluids.* 21 (1996). <https://doi.org/10.1007/BF00193915>.
- [16] G. Liang, X. Mu, Y. Guo, S. Shen, S. Quan, J. Zhang, Contact vaporization of an impacting drop on heated surfaces, *Exp. Therm. Fluid Sci.* 74 (2016) 73–80. <https://doi.org/10.1016/j.expthermflusci.2015.11.027>.
- [17] N. Laan, K.G. De Bruin, D. Bartolo, C. Josserand, D. Bonn, Maximum diameter of impacting liquid droplets, *Phys. Rev. Appl.* 2 (2014) 1–7. <https://doi.org/10.1103/PhysRevApplied.2.044018>.
- [18] S.G. Whisenant, L.F. Bouse, R.A. Crane, R.W. Bovey, Droplet size and spray volume effects on honey mesquite mortality with clopyralid, 46 (2015) 257–261. <https://doi.org/10.2307/4002618>.
- [19] D.R. Shaw, W.H. Morris, E.P. Webster, D.B. Smith, Effects of Spray Volume and Droplet Size on Herbicide Deposition and Common Cocklebur (*Xanthium strumarium*) Control, 14 (2000) 321–326. [https://doi.org/10.1614/0890-037X\(2000\)014\[0321:EOSVAD\]2.0.CO;2](https://doi.org/10.1614/0890-037X(2000)014[0321:EOSVAD]2.0.CO;2).
- [20] X. Zhang, O. Basaran, Dynamic Surface Tension Effects in Impact of a Drop with a Solid Surface, *J. Colloid Interface Sci.* 187 (1997) 166–78. <https://doi.org/10.1006/jcis.1996.4668>.
- [21] T. Wibowo, A. Widyatama, S. Kamal, Indarto, Deendarlianto, The dynamics behavior of successive multiple droplets impacting onto hot surface under high concentration of ethylene glycol aquades solution, *AIP Conf. Proc.* (2018) 30009. <https://doi.org/10.1063/1.5049981>.
- [22] M.V. Piskunov, N.E. Shlegel, P.A. Strizhak, R.S. Volkov, Experimental research into collisions of homogeneous and multi-component liquid droplets, *Chem. Eng. Res. Des.* 150 (2019) 84–98. <https://doi.org/10.1016/j.cherd.2019.07.030>.
- [23] C. Tang, M. Qin, X. Weng, X. Zhang, P. Zhang, J. Li, Z. Huang, Dynamics of droplet impact on solid surface with different roughness, *Int. J. Multiph. Flow.* 96 (2017) 56–69. <https://doi.org/10.1016/j.ijmultiphaseflow.2017.07.002>.
- [24] Y. Takata, M. Kohno, S. Hidaka, T. Wakui, The effects of the surface roughness on the dynamic behavior of the successive micrometric droplets impacting onto inclined hot surfaces, *Int. J. Heat Mass Transf.* 101 (2016) 1217–1226. <https://doi.org/10.1016/j.ijheatmasstransfer.2016.05.132>.
- [25] M.L. Hakim, T. Wibowo, A. Widyatama, Deendarlianto, Indarto, The effect of surface roughness on dynamic behaviour of the successive multiple droplets impacting onto aluminium hot surfaces, *IOP Conf. Ser. Mater. Sci. Eng.* 434 (2018). <https://doi.org/10.1088/1757-899X/434/1/012183>.
- [26] T. Wibowo, A. Widyatama, S. Kamal, Indarto, Deendarlianto, The effects of the material conductivity on the dynamics behavior of the multiple droplets impacting onto hot surface, *AIP Conf. Proc.* (2018) 20015. <https://doi.org/10.1063/1.5046211>.
- [27] E.R. Negeed, M. Albeirutty, Y. Takata, Dynamic behavior of micrometric single water droplets impacting onto heated surfaces with TiO₂ hydrophilic coating, *Int. J. Therm. Sci.* 79 (2014) 1–17. <https://doi.org/10.1016/j.ijthermalsci.2013.12.011>.

- [28] H. Fujimoto, S. Yoshimoto, K. Takahashi, T. Hama, H. Takuda, Deformation behavior of two droplets successively impinging obliquely on hot solid surface, *Exp. Therm. Fluid Sci.* 81 (2017) 136–146. <https://doi.org/10.1016/j.expthermflusci.2016.10.009>.
- [29] T. Zhang, J.P. Muthusamy, J. Alvarado, A. Kanjirakat, Reza Sadr, Experimental and Numerical Visualization of Droplet-Induced Crown Splashing Dynamics, *J. Heat Transf.* 139 (2017) 935799. <https://doi.org/10.1115/1.4035579>.
- [30] J.P. Muthusamy, T. Zhang, J. Alvarado, A. Kanjirakat, Effects of High Frequency Droplet Train Impingement on Crown Propagation Dynamics and Heat Transfer, 138 (2016) 1–2. <https://doi.org/https://doi.org/10.1115/1.4032231>.
- [31] H. Fujimoto, Y. Oku, T. Ogihara, H. Takuda, Hydrodynamics and boiling phenomena of water droplets impinging on hot solid, *Int. J. Multiph. Flow.* 36 (2010) 620–642. <https://doi.org/10.1016/j.ijmultiphaseflow.2010.04.004>.
- [32] W. Jia, H.H. Qiu, Experimental investigation of droplet dynamics and heat transfer in spray cooling, *Exp. Therm. Fluid Sci.* 27 (2003) 829–838. [https://doi.org/10.1016/S0894-1777\(03\)00015-3](https://doi.org/10.1016/S0894-1777(03)00015-3).
- [33] H. Fujimoto, A.Y. Tong, H. Takuda, Interaction phenomena of two water droplets successively impacting onto a solid surface, *Int. J. Therm. Sci.* 47 (2008) 229–236. <https://doi.org/10.1016/j.ijthermalsci.2007.02.006>.
- [34] A.Y. Tong, S. Kasliwal, H. Fujimoto, On the Successive Impingement of Droplets Onto a Substrate, *Numer. Heat Transf. Part A Appl.* 52 (2007) 531–548. <https://doi.org/10.1080/10407780701303716>.
- [35] G.V. Kuznetsov, N.E. Shlegel, Y. Solomatin, P.A. Strizhak, Combined techniques of secondary atomization of multi-component droplets, *Chem. Eng. Sci.* 209 (2019) 115199. <https://doi.org/10.1016/j.ces.2019.115199>.
- [36] M.A. Clay, M.J. Miksis, M.A. Clay, M.J. Miksis, Effects of surfactant on droplet spreading, *Phys. Fluids.* 16 (2004) 3070–3078. <https://doi.org/10.1063/1.1764827>.
- [37] P. Pontes, E. Teodori, A.S. Moita, A.L.N. Moreira, U. De Lisboa, Time Resolved Infrared Analysis of Droplet Impacts onto Heated Surfaces Under Extreme Wetting Scenarios, (2017) 6–8. <https://doi.org/10.4995/ILASS2017.2017.5012>.
- [38] S. Devireddy, C.S.R. Mekala, V.R. Veeredhi, Improving the cooling performance of automobile radiator with ethylene glycol water based TiO₂ nanofluids, *Int. Commun. Heat Mass Transf.* 78 (2016) 121–126. <https://doi.org/10.1016/j.icheatmasstransfer.2016.09.002>.
- [39] W.H. Mitrakusuma, S. Kamal, Indarto, M. Dyan Susila, Hermawan, Deendarlianto, The dynamics of the water droplet impacting onto hot solid surfaces at medium Weber numbers, *Heat Mass Transf. Und Stoffuebertragung.* 53 (2017) 3085–3097. <https://doi.org/10.1007/s00231-017-2053-0>.
- [40] Taylor J.R., *An Introduction to Error Analysis, The study of uncertainties in physical measurement*, 2nd ed., University Science Books, Sausalito California, 1997.
- [41] V. Mehdi-Nejad, J. Mostaghimi, S. Chandra, Air bubble entrapment under an impacting droplet, *Phys. Fluids.* 15 (2003) 173–183. <https://doi.org/10.1063/1.1527044>.
- [42] C. Bai, A.D. Gosman, Development of methodology for spray impingement simulation, *SAE Tech. Pap.* 950283 (1995) 69–87. <https://doi.org/10.4271/950283>.
- [43] H.Y. Kim, J.H. Chun, The recoiling of liquid droplets upon collision with solid surfaces, *Phys. Fluids.* 13 (2001) 643–659. <https://doi.org/10.1063/1.1344183>.
- [44] H. Fujimoto, S. Ito, I. Takezaki, Experimental study of successive collision of two water droplets with a solid, *Exp. Fluids.* 33 (2002) 500–502. <https://doi.org/10.1007/s00348-002-0471-2>.

- [45] A. Riswanda, I. Pranoto, T. Wibowo, Deendarlianto, Indarto, Study on the effect of Weber Number to heat transfer of multiple droplets on hot stainless steel surface, MATEC Web Conf. 154 (2018) 0–3. <https://doi.org/10.1051/mateconf/201815401114>.
- [46] G.E. Cossali, M. Marengo, M. Santini, J. Watanabe, Secondary Droplet Atomisation From Single Drop Impact on Heated Surfaces, ILASS Eur. 2002. (2002).
- [47] G. Liang, S. Shen, Y. Guo, J. Zhang, Boiling from liquid drops impact on a heated wall, Int. J. Heat Mass Transf. 100 (2016) 48–57. <https://doi.org/10.1016/j.ijheatmasstransfer.2016.04.061>.
- [48] N. Hatta, H. Fujimoto, K. Kinoshita, H. Takuda, Experimental Study of Deformation Mechanism of a Water Droplet Impinging on Hot Metallic Surfaces Above the Leidenfrost Temperature, J. Fluids Eng. Trans. ASME. 119 (1997) 692–699. <https://doi.org/10.1115/1.2819300>.
- [49] H. Chen, W. Cheng, Y. Peng, L. Jiang, Dynamic Leidenfrost temperature increase of impacting droplets containing high-alcohol surfactant, Int. J. Heat Mass Transf. 118 (2018) 1160–1168. <https://doi.org/10.1016/j.ijheatmasstransfer.2017.11.100>.

HIGHLIGHTS

- The behaviors of successive droplets impact onto a horizontal hot solid surface were studied.
- The tested liquid droplets were pure water and pure water that contain 10% and 20% ethylene glycol.
- The tested solid material was polished stainless steel (SUS 304).
- The effects of ethylene glycol on the droplet behavior were comprehensively presented.
- The spreading velocity decreases with the increase of the ethylene glycol concentration.

The effect of ethylene glycol concentration on the interfacial dynamics of the successive droplets impacting onto a horizontal hot solid surface

Teguh Wibowo^{1,3}, Arif Widyatama^{1,2}, Samsul Kamal^{1,2}, Indarto^{1,2}, Deendarlianto^{1,2,*}

¹*Department of Mechanical & Industrial Engineering, Faculty of Engineering Gadjah Mada University, Jalan Grafika No.2 Yogyakarta 55281, Indonesia*

²*Center for Energy Studies, Gadjah Mada University, Sekip Blok K 1A, Kampus UGM, Bulaksumur, Yogyakarta 55281, Indonesia*

³*Department of Mechanical Engineering, Sekolah Tinggi Teknologi Adisutjipto, Jl. Janti Blok R. Lanud, Yogyakarta 55198, Indonesia*

ABSTRACT

The present work aimed to conduct the visualization study on the effect of the ethylene glycol concentration on the interfacial behavior of successive droplets during the impacting onto a horizontal hot solid surface. The tested liquid droplets were pure water and two ethylene glycol-water mixtures, which contain 10 % and 20 % of ethylene glycol. A polished cylindrical plate of stainless steel (SUS 304), with the surface roughness of 0.06 μm , was utilized as a solid surface. The surface varies for temperatures of about 110 $^{\circ}\text{C}$ to 240 $^{\circ}\text{C}$. The detailed phenomena during the droplet impact were recorded by using a high-speed video camera with the frame speed of 2000 fps and the resolution of the 1024 x 768. In addition, an own developed image processing technique was also implemented to obtain the quantitative parameters, such as the spreading ratio and the apex height during the droplet impacting onto a hot solid surface. As a result, the interfacial dynamics of the successive droplets were clarified. The addition of the concentration of ethylene glycol leads to the decrease of droplet oscillation during the spreading phase and delays both the bubble formation and the presence of secondary droplets. In addition, the research also reveals that the presence of the second droplet successfully improves the wetting area of the droplet.

Keywords: *Spray cooling, Successive droplets, Spreading ratio, Apex height*

***Corresponding Author:**

Deendarlianto
Department of Mechanical and Industrial Engineering
Faculty of Engineering, Gadjah Mada University, Indonesia
Phone and Fax: +62 274 521673
Email: deendarlianto@ugm.ac.id

1. Introduction

The cooling system utilizing liquid media becomes a critical part of various industry, especially the metal industry, which work under high temperature. For instance, the quenching process of metal is essentially needed to achieve the desired metal structure as well as improve the material properties such as strength and hardness. Because of the benefits, spray cooling becomes one of the suitable methods in metal cooling. The main advantages of this method were realized by previous researchers, such as Deendarlianto et al. [1], who concluded that the heat fluxes produced by liquid droplet impacting onto a hot surface are much higher than that of the forced convective cooling. Equally important, the spray cooling is also widely known due to its adaption ability in various cooling situations as well as savings inflow rate requirements [2]. In the industrial applications, the liquid agent distribution contributes to the formation of many droplets that is difficult to study systematically under realistic conditions [3]. For this reason, single droplet experiments can be used to understand the transient heat transfer features required to predict the overall heat transfer property of an overall spray. Several methods have been developed to fulfill the importance of each relation aspect, and the spray cooling had shown its effectiveness as a thermal control [4].

Besides the application of spray cooling, the liquid droplet can be widely implemented in other fields of works, such as in the combustion process of liquid fuel [5], the inkjet technology in the printing system [6], and spray coating [7]. In addition, several studies have focused on the impingement on heated surfaces of water droplets containing additives [8–10]. Those widespread applications indicate that comprehensive knowledge is essentially needed since the desired effect may vary according to the application [11]. A fundamental understanding of droplet interfacial dynamics is also crucial to handle some controllable parameters during the operation process, such as wettability, impact speed, and surface temperature [12]. For instance, the parameter of surface temperature should

consider the Leidenfrost phenomenon, which strongly influences the heat transfer performance. It is described as the presence of a thin vapor layer, which prevents the contact between liquid droplets and the hot surface. The research conducted by Chandra and Avedisian [13] pointed out the importance of Leidenfrost point, producing the longest evaporation time and the lowest high transfer rate.

Boiling is defined as the phase transformation from liquid to vapor under a particular condition. In the phenomenon of a droplet impacting the hot surface, the boiling process occurs when the liquid droplet is in contact with the solid surface where the surface temperature is maintained above the saturation temperature of the liquid. Liang and Mudawar [14] classified those boiling phenomena regimes according to the wall temperatures and evaporation behavior. The regimes are film evaporation, nucleate boiling, transition boiling, and film boiling. Moreover, Bernardin et al. [2] reported that the regimes of a droplet impacting hot surfaces are strongly affected by surface temperature and Weber number. The detailed observation of the evaporation characteristics and droplet break up event was also conducted by Ko and Chung [15]. To conclude, the above studies reveal that each regime experiences different mechanisms and strongly influences the heat transfer process and fluid flow. Therefore, an in-depth analysis of these aspects has attracted researcher attention [16].

In general, the phenomenon of a liquid droplet impacting onto hot solid surfaces can be explained as follows. As the droplet comes out from the droplet generator and hits a hot surface, it experiences the change of movement direction. The kinetic energy in the droplet body is released into the radial direction. After reaching the maximum spreading diameter, the droplet retracts back under the action of surface tension [17] and produces a complex phenomenon. Each case produces a different behavior since it is influenced by many factors such as droplet diameter [18,19], the fluid properties [20–22], the surface roughness [23–25], and the surface material [26,27].

The recent study is even expanded into a more complex matter since both in nature and industrial application, the occurred phenomena are certainly more complicated than that of the impact of a single droplet. Most of the droplets act in the form of successive droplets, which means the interaction between droplets should be considered in the analysis. Fujimoto et al. [28] argued that the fundamental understanding during the successive droplets impinging onto a hot solid surface requires extensive investigations. Several comprehensive researches on the successive droplets have been conducted by previous researchers [28–32] to gather droplet characteristics. In terms of experiments, Fujimoto et al. [33] utilized two-directional photography to capture the phenomena of two successive water droplets impacting Inconel alloy and successfully discussed the droplet collision as well as the effect of the spacing between the two droplets.

Furthermore, numerical investigation, covering volume-of-fluid to determine the free liquid of surface and continuum surface force model to calculate the surface tension, were conducted by Tong et al. [34]. They successfully obtained the detailed flow fields of the liquid and provide the physics during the impingement. Kuznetsov et al. [35] concluded that the kinetic energy acting in the radial direction transforms into the viscous dissipation energy, while the initial kinetic energy of the droplet partially transforms into the surface tension energy and viscous dissipation energy. However, the available research related to successive droplet has not revealed all phenomena, especially the phenomena which can only be analyzed from high-quality data. At the same time, the recent trend research proves that the image processing technique has become a reliable method to enrich the analysis process. Hence, it is important to carry-out more experimental works, mainly utilizing image processing techniques, in order to reveal the comprehensive behavior of successive droplets impacting onto a hot solid surface.

Although the water is still considered as the most favorite liquid for spray cooling, it is also essential to find a proper method to enhance the cooling performance of the droplet by adding the surfactant or other liquid to form a solution. Cui et al. [9] compared

three kinds of salts (NaCl, Na₂SO₄, and MgSO₄) on metal cooling behavior. They mentioned that each salt produces a particular effect on the various parameter such as nucleate boiling heat transfer and boiling transition. Clay and Miskis [36] investigated the effect of surfactant on the droplet spreading, and concluded that the increase of the surfactant decreases the spreading rate of the droplet due to the formation of a negative surface tension gradients near the contact line. Next, Pontes et al. [37] performed the experiments to examine the effect of the ethanol-water solution on the single droplet impacting onto a hot solid surface. They reported that the ethanol-water solution reaches the maximum spreading diameter slightly faster than the water. In addition, the spreading diameter of the ethanol solution was larger than that of the water. Although the importance of the effect of the physical properties on the droplet behavior was examined by previous researchers, a complete understanding of it has not achieved yet. Therefore, the droplet dynamics should be deeply investigated to obtain more detailed information, such as the entrainment of the small bubble, and explain how the change of fluid properties affects the droplet dynamics.

From the above facts, it was concluded that most of the researches were conducted in the form of single droplet impact conditions, whereas in the practical application, the multiple successive droplets were often found. In addition, it is also noticed that a comprehensive study on the effect of fluid properties is rarely discussed. On the other hand, in the cooling and conventional heat exchanger system, several additives have been used to improve the properties of a liquid, such as the freezing point and boiling point of the ethylene glycol. In general, the recent research of ethylene glycol utilization is still focused on the radiator system [38], whereas the comprehensive research on the spray cooling, as well as multiple droplets behavior, was not been conducted. Therefore, the present research will increase the understanding of the physical phenomena of ethylene glycol droplets on spray cooling.

The present experimental study aims to investigate the effect of the concentration of ethylene glycol in a water solution on the interfacial dynamics during the successive droplets impacting onto a hot solid surface. For that reason, the pure water and the ethylene glycol-water mixture were used as the working fluids. The surface temperature was achieved by using an induction heater. Next, the own developed image processing technique was implemented to gather the main quantitative parameters from the video images obtained from the experiments. The use of high-speed video camera, up to 2000fps, that was combined with the application of image processing technique, allowed this work to produce useful data and conduct in-depth analysis. Hence, the results revealed the comprehension phenomena of droplets impacting onto a hot surface. Finally, the present work provides more detailed information on the interfacial characteristics of successive droplets, in terms of the properties of fluid dependence on related phenomena experimentally.

2. Experimental apparatus and procedures

The schematic diagram of the experimental apparatus in the present experimental study is shown in Fig. 1. The apparatus consists of a solid surface, an induction heater, a droplet generator to produce the successive droplets, a high-speed video camera, and an illumination system to capture the detailed image of the droplets.

The droplet generator consists of droplet injector and the fluid tank. The droplet injector was used to inject the droplets to the surface at 50 mm above the hot surface. In the present work, the diameter and the frequency of the droplet were 3.12 mm and 8.5 droplets per second, respectively.

In the present experimental work, an induction heater, as shown clearly in Fig. 2 was used as a heat source. The main parts of the induction heater are a large copper coil, power supply, controller, and a cooling fan. The hot surface used in the present experiment

was polished stainless steel (SUS 304). The surface roughness was $Ra=0.06 \mu\text{m}$, as shown in Fig. 3. The temperature was monitored using a K-type thermocouple. Three thermocouples were placed in a specific place on the surface to ensure the surface temperature can be measured accurately.

The present experimental study is mainly designed to reveal the effect of ethylene glycol addition on the multiple droplet behavior. Hence, three different liquid was utilized. The first liquid was pure water, which is denoted as 0EG. In addition, two other solutions contain 10% and 20% ethylene glycol were also used, and those are denoted as 10EG and 20EG, respectively. Furthermore, the addition of ethylene glycol also affects the properties of the fluid. Each property of fluid was tested, and the summarize of the properties is listed in Table 1. Equally important, the dimensionless parameters of each working fluids are also determined, as shown in Table 2. Re , We , and Oh , in the table, derive the Reynolds, Weber, and Ohnesorge numbers, respectively. Each dimensionless parameter is described as follows. First, Reynolds number (Re) describes the ratio between the inertial forces and viscous forces. Furthermore, the analysis also utilizes the Weber number (We), which represents the ratio between the inertial force and surface tension force. Next, Ohnesorge number (Oh), is used to explain the relationship between the viscous forces to inertial and surface tension forces. Next, it is understood that the surface temperature also plays an important role in droplet behavior. Under similar experimental condition (surface material, the distance between the droplet generator and the testing material, the droplet impact velocity, and the initial droplet diameter), the surface temperature was also varied between 110 and 240 °C, with an interval of 10 °C, to represent different boiling regime.

The behavior of the successive droplets during the impacting onto a hot solid surface was recorded by a high-speed video camera of phantom MIRO M310. The resolution of the camera and the frame speed were 1024 x 768 and 2000 fps, respectively. To improve the light condition, set of LED lamps were placed behind the hot surface.

Between the light source and the hot surface, a diffusive layer was also installed to produce uniform lighting.

The brief procedures of this experimental study are explained as follows. First, the tanks storage was filled the working fluid. In this process, it was important to ensure that the tank storage and other parts of the droplet were clean in order to prevent any impurities. Then, the droplet injector was set as required by the present study. After the droplet generator was ready, the stainless steel specimen was placed on the induction heater. The calibration process of the thermocouple was done to maintain the accuracy of the measurement process. At the same time, the high-speed camera and the illumination system were also prepared. After all of the experimental apparatus was set, the induction heater was turned on, and the stainless-steel surface temperature gradually increased. As the desired temperature achieved, the droplet was released from the generator, and the behavior of the droplet was recorded by the high-speed camera. For each surface temperature, the experiments were repeated three times to ensure the similarity of the phenomena. Those steps were conducted for all of the parameters investigated in this study the variation of surface temperature and ethylene glycol concentration.

After the video images of the successive droplets were recorded, those were transferred to the personal computer to conduct a detailed analysis by image processing technique. The developed image processing technique was implemented to obtain the quantitative parameter of the droplet. The sequence steps of the implemented image processing technique are as follows. First, the raw image was loaded, and followed by cropping and rotating function to remove the unnecessary part and to fix the misalignment on the horizontal axis, as shown in Fig. 4a. Next, a median filter was applied to reduce the noise. In the present work, the quality of the raw image was already good. Hence, no more preprocessing steps were needed.

Furthermore, the images were converted into a binary image, as shown in Fig. 4b. The threshold value was determined carefully since it strongly affects the contour of the droplet. In most cases, the value of 0.50 was used as the threshold value. As the object representing the droplet was successfully determined, the interfacial can be detected by using the “find edge” function in a commercial MATLAB software. As shown in Fig. 4c, the edge of the object, as illustrated with a red line, shows a good agreement when it is overlapped with the raw image. If the results are unsatisfactory, the threshold value should be evaluated. The last is the measurement of the spreading diameter and the height of the droplet by tracking the position of the edge of the droplet, as shown in Fig. 4d. In the analysis, the measurement data were focused on the time variation of the spreading ratio and the apex height of the droplet. Here, the spreading ratio (d/d_o) is defined as the ratio of the droplet-spreading diameter (d) to the initial droplet diameter (d_o). In addition, Apex height (h/d_o) is the ratio of the droplet height (h) to the initial droplet diameter (d_o). The spreading ratio and apex height than are arranged in the form of time-series data, to ease the analysis of droplet phenomena, the dimensionless time (τ) is utilized and is defined:

$$\tau = \frac{t.v}{d_o} \quad (1)$$

where t is time measured from the first impact, v is the impact velocity, d_o is the initial impact diameter of the droplet. $\tau=0$ is the initial time of the droplet starts to impact the hot surface.

During the experiments, it is important to reveal how the uncertainties and errors caused by the measurement data acquisition process affect parameter determination. The first component is the uncertainty produced by the sensor and data logger. The sensitivity of sensors is 0.5 %, whereas the Lutron logger TM-946, used to measure and record the temperature data, has an uncertainty of 0.05% for K-type thermocouple in range -199.9 to 1370 °C.

Regarding the visual data recording, which is later processed to produce quantitative data, the errors are strongly associated with the image resolution resulted from the comparison between the dimension of certain objects with its pixel size. In the present study, the object with a length of 50 mm was recorded in 727 pixels image. Therefore, the resolution of the image is 0,069 mm/pixel. A similar approach to conducting error analysis was carried out by Mitrakusuma et al. [39] on the basis of the approach of Taylor [40]. For instance, the uncertainty of Weber number [$We = \rho v^2 D / \sigma$], in general, can be defined as follows.

$$\Delta We = \sqrt{\left(\frac{\partial We}{\partial \rho} \cdot \Delta \rho\right)^2 + \left(\frac{\partial We}{\partial \sigma} \cdot \Delta \sigma\right)^2 + \left(\frac{\partial We}{\partial v} \cdot \Delta v\right)^2 + \left(\frac{\partial We}{\partial D} \cdot \Delta D\right)^2} \quad (2)$$

The property of surface tension and density were assumed to be constant during the experiment. Then the uncertainty of Weber Number can be written as follows.

$$\Delta We = \frac{\rho}{\sigma} \sqrt{(2 \cdot v \cdot D \cdot \Delta v)^2 + (v^2 \cdot \Delta D)^2} \quad (3)$$

Where the Δv and ΔD represent the uncertainty of velocity and the diameter of the droplet, respectively. The summary of uncertainty analysis is shown in Table 3.

3. Result and discussions

In the next section, the collision behavior of the first droplet and the second droplet is analyzed to obtain the behavior of the successive droplets impacting onto a hot solid surface. The discussion will concentrate on the dynamic behavior of successive droplets impacting onto a hot solid surface in the region of the surface temperatures from the nucleate boiling to the critical heat flux (CHF). The effects of the additional ethylene glycol on the water solution, which directly affect the fluid properties such as the boiling temperature, viscosity, and the surface tension, are also considered

3.1. Collision dynamics of the first and second droplets impacting

3.1.1. Surface temperature is 110 °C

Fig. 5 shows the interfacial behavior of the first droplet impacting onto a hot solid surface at the surface temperature of 110 °C to represent the bubble formation nearly the region of nucleate boiling. The tested fluids were pure water (0EG), 10% ethylene glycol water solution (10EG), and 20% ethylene glycol water solution (20EG). The figure shows that the addition of ethylene glycol affects the bubble entrainment behavior. Close observation of Fig. 5 reveals that the first tiny bubble generation inside the droplet of 0EG, 10EG, and 20EG occur at $\tau = 7.05, 8.23,$ and $10.19,$ respectively. It means that the addition of ethylene glycol postpones the onset of the boiling of the solution, whereas the tiny bubble grows slower at a higher concentration of ethylene glycol. The trapped bubble mechanism inside the impacting droplet was clearly explained by Nejad et al. [41]. They reported that under room temperature, it is generated by the presence of trapped air during the initial contact of the droplet and the surface. As the droplet hits the surface, the air below the droplet is forced out to produce a sudden increment of the pressure gradient between the droplet and the surface. It leads to the formation of the bubble entrainment, as also reported by Liang et al. [16], who investigated the contact vaporization during the droplet impinging onto a hot surface.

Fig. 6 shows the time variation of the droplet interfacial behavior during the successive droplets impacting onto a hot solid surface at the surface temperature of 110 °C. Moreover, the time variations both of d/d_o and h/d_o are shown in Fig. 7. From the visual observation, it is noticed that in general, the droplet interfacial behaviors of 0EG, 10EG, and 20EG are similar during the impact process. In Fig. 6, $\tau = 0$ represents the initial impact time of the droplet. As soon as the first droplet impacts the hot surface, the droplet spreads to form a disk shape liquid. It is due to the sudden change of the momentum from vertical to the radial direction. The droplet then expands to the maximum diameter. On the other hand, as shown in the upper part of

Fig. 7, the h/d_o decreases gradually during the spreading process and reaches the minimum value. The maximum d/d_o is achieved around $\tau = 2.35$ and characterized by the occurrence of a flat liquid surface surrounded by the thicker liquid film. The maximum d/d_o of 0EG, 10EG, and 20EG are achieved at 2.52, 2.59, and 2.66, respectively. Next, the addition of 20% ethylene glycol on the water solutions gives the highest of the maximum d/d_o of the first droplet. It is caused by the presence of ethylene glycol, which decreases the surface tension of the liquid droplet. Therefore, the droplet spreads more easily at a higher concentration of ethylene glycol.

Further observation of Fig. 6 and Fig. 7 indicate that as time goes by, the droplet interfaces move back to the center, and the recoil process occurs at $\tau = 3.52$. The d/d_o decreases until below 2, and the droplet keeps their position to stick on the hot surfaces. The obtained results are in good agreement with Bai and Gossman [42], who developed a methodology for spray impingement simulation for the automotive simulation applications. Next, as also shown in Fig. 7, the h/d_o of 0EG droplet increases gradually, whereas the d/d_o drops significantly. On the other hand, the changes of the d/d_o and the h/d_o of 10EG and 20EG droplets are not as high as of 0EG. It is due to the change of the liquid viscosity influenced by the addition of ethylene glycol. In detail, the lower the concentration of ethylene glycol concentration, the lower the viscosity of the liquid. Here, the viscosity acts as a resistive force to dissipate the flow induced by the capillarity force. As a result, the droplet does not show a significant recoiling process. In addition, 0EG contains relatively low viscosity and high surface tension. The potential energy resulted from the impact processes is partially converted into kinetic energy. Consequently, the droplets recoil faster, and a high deviation during recoil and the oscillation process can be observed. The observed phenomena are also in good agreement with that of Kim and Chun [43]. After the droplet reaches the maximum recoiling process, the droplet oscillates several times until it reaches a stable condition. The droplet oscillation occurs due to the difference

in the momentum and pressure between the droplet and its surroundings, as also reported by Mitrakusuma et al. [39].

In the next section, the phenomena around the impingement of the second droplet will be discussed. Since the surface temperature is still low, the first droplet tends to stay on the surface. Next, the second droplet hits precisely the center of the first droplet. After the first droplet coalesces with the second droplet, the liquid swelling of the coalescence droplet occurs. The liquid swelling is caused by force from the impact velocity of the second droplet, as reported also by Fujimoto et al. [44]. It results in the radially spreading on the upper part of the first droplet, which increases the d/d_o . As shown in Fig. 7, the maximum d/d_o increases significantly due to the presence of the second droplet. The figure also shows that the maximum d/d_o of the 0EG, 10EG, and 20EG are 3.04, 3.10, and 3.26, respectively. It is also noticed that the presence of the second droplet also causes the coalescence droplet stays at a longer time on a hot solid surface. Therefore, it increases the amount of heat transferred from the hot surface to the liquid.

3.1.2. Surface temperature is 160 °C

It should be noted from the previous investigations that the increase of surface temperature affects the droplet impact behavior. Here, the surface temperature was set at 160 °C, representing the phenomena around the transition boiling region. It is also essential to investigate whether the change of fluid properties affects the droplet dynamics. Fig. 8 shows the dynamics behavior of 0EG, 10EG, and 20EG during the successive droplets impacting onto a hot solid surface of the surface temperature of 160 °C, while Fig. 9 shows the evolution of the corresponding both of d/d_o and h/d_o . As shown in Fig. 8, after the first droplet impacts the hot surface, the generation of the tiny bubbles due to the boiling process can be easily observed at the droplet surface. Close observation of the figure reveals that there are more generated tiny bubbles on

the 0EG droplet compared to that of both of 10EG and 20EG. This means that the boiling exists earlier at a lower concentration of ethylene glycol.

In terms of the spreading phenomenon, it is found that the 20EG produces the highest d/d_o , as shown clearly in Fig. 9. The maximum d/d_o of 20EG, 10EG, and 0EG are 2.95, 2.62, and 2.68, respectively. The detail observation on the recoil process indicates that the 0EG droplet produces the highest h/d_o . It can be explained as follows. The transferred heat from the hot surface to the liquid causes the presence of a local temperature difference inside the droplet. The natural convection leads the liquid motion and creates a local fluid flow. However, the obtained energy from the droplet impact is big enough to overcome the local turbulence inside the liquid. Therefore, the droplet behavior is the same as the surface temperature of 110 °C. As time progresses, a number of the tiny bubbles were formed. It is due to a higher heat transfer rate from the hot surface to the droplet, as reported by Riswanda et al. [45]. The number of transferred heats from the hot surface to the liquid also rises, which leads to the increase of the number of tiny bubbles inside the liquid droplet. The boiling point of the 0EG droplet is achieved faster than that of 10EG and 20EG, hence the number of tiny bubbles in 0EG increases significantly. Here, the small bubble interaction and the liquid flow turbulence inside the liquid droplet lead the droplet to expand. As a result, the d/d_o of the 0EG droplet during the recoil process is slightly higher than that of 10EG and 20EG. The presence of the small bubble inside of the liquid also influences the surface of the droplet. The higher amount of the small bubble causes the droplet surface is not as smooth as that of 10 EG and 20EG, in which the droplet tends to be wavy.

As time progresses to $\tau = 66.6$ as shown in Fig. 8, it is observed that the evolution of d/d_o and h/d_o are strongly influenced by the behavior of the generated bubble inside the liquid. The obtained phenomenon is quite different from that of the

previous case at the surface temperature of 110 °C, where the momentum of the droplet plays an important role. As shown in Fig. 9, the second droplet hits the first droplet at around $\tau = 90.9$. Quantitatively, the presence of the second droplet improves the d/d_o , which represents the wettability of the droplet. Moreover, it is also observed that after the droplet coalescence, the fluctuation on the droplet surface suddenly decreases. At $\tau = 94.0$, the droplet surface looks smoother, and the center of droplet almost free from the small bubble, as shown clearly in Fig. 8.

Fig. 10 shows the detailed illustration of the droplet expansion due to the presence of a generated bubble inside the droplet. The expansion spreading droplet is affected by the boiling point of the droplet. Generated bubble inside the droplet causes both of d/d_o , and h/d_o tend to increase during the time. In addition, the formation of the secondary droplet was also detected during this phase. Cossali et al. [46] noted that the presence of secondary droplets is strongly related to the bubble behavior inside the liquid droplet. As the droplet impacts onto a hot solid surface, the heat is transferred from the surface into the liquid. The boiling triggers the formation of the small bubbles. The bubble grows and breaks the liquid lamella to form a secondary droplet. Another important thing should be considered that the secondary droplet is firstly observed at the 0EG droplet ($\tau = 5.48$) while it appears at 10EG and 20EG at $\tau = 6.66$ and 10.97, respectively. The possible reason is at a lower liquid viscosity, and the droplet tends to separate easily to form the tiny satellite droplets, as also reported by Bernardin et al. [2].

3.1.3. Surface temperature is 210 °C

Fig. 11 shows the dynamics of the first and second droplets impacting onto a hot solid surface of 0EG, 10EG, and 20EG at the surface temperature of 210 °C, in which the corresponding evolution of d/d_o and h/d_o are depicted in Fig. 12. This surface temperature represents the temperature in the region of transition boiling. As

shown in Fig. 11, the observed phenomena are almost the same as the phenomena the surface temperature of 160 °C. That is, the generated bubbles increase more easily at 0EG than that of 10EG and 20EG. Next, the droplet surface becomes lumpier for all the tested liquids. Those are shown clearly at $\tau = 2.35$. On the other hand, it is also noticed that the maximum d/d_o of 0EG is achieved at $\tau = 3.13$ while that of both of 10EG and 20EG are at $\tau = 2.35$. As the heat transfer process from the surface to the liquid occurs, the presence of local liquid flow and a high number of generated tiny bubbles causes the spreading process at 0EG is slightly interrupted.

Next, the droplet starts to recoil as soon as the maximum spreading diameter is achieved. This process is followed by the boiling process on the droplet body. The maximum h/d_o of 0EG, 10EG, and 20EG droplets are 1.36, 0.96, and 1.13, respectively, as depicted clearly in Fig. 13. The figure shows that more secondary droplets, both vertical and horizontal directions, were observed in comparison to that the lower surface temperature. At 0EG, the boiling occurs faster and leads to the formation of a thin vapor layer below the droplet. Due to the 0EG, the droplet has the lowest boiling point. Therefore, the droplet recoil and the maximum h/d_o occurs easily.

After the recoil of the 0EG, the d/d_o decreases, while the d/d_o both of 10EG and 20EG tend to increase slightly. Close observation of Fig. 12 reveals that at 0EG, the occurrence of the secondary droplet is more often observed in comparison to that of 10EG and 20EG. As a result, the droplet volume of 0EG reduces significantly, and the d/d_o decreases. Although the volume of 0EG loses partially due to the formation of the secondary droplet, the droplet is still able to stick on the hot surface until the presence of the second droplet. From the visual observation, it can be concluded that the presence of the second droplet has successfully improved the wettability. Similar

to the previous cases, the 20EG droplet shows the highest maximum d/d_o . In detail, the maximum d/d_o for 0EG, 10EG, and 20EG are 3.02, 3.12, and 3.78, respectively.

The analysis of the observed phenomena indicates that at the surface temperature of 110 °C, the droplet tends to be stable after the second droplet impacts. While at the surface temperature of 160 °C, the expansion process due to the bubble growth and fluid turbulence causes the increase of d/d_o . At a higher surface temperature of 210 °C as an example, the d/d_o generally decreases due to a higher rate of the evaporation and the formation of the secondary droplets.

3.2. Effect of the second droplet impact on the collision behavior

The increase of d/d_o during the successive droplets phenomena are strongly affected by the condition of the first droplet before the appearance of the second droplet, whether it spreads, recoils, bounces, or splashes. Fig. 14 shows the obtained phenomena during the impact of the second droplet under the various surface temperatures. Here, the 20EG is taken as an example. Close investigation on the figure reveals that at the surface temperature of 110 °C, the second droplet appears when the first droplet spreads and completely sticks with hot surfaces. As a result, the second droplet effectively coalesces. Therefore, the d/d_o can be improved. While at the surface temperature of 160 °C, the first droplet boiled and followed by the expansion process. The secondary droplet starts to appear and results in a decrease in droplet volume. The presence of the second droplet successfully improves the d/d_o , although it is not as effective as the case of the surface temperature of 110 °C. At the surface temperature of 210 °C, the evaporation rate increases, and more secondary droplets were generated. Therefore, the droplet volume decreases significantly. At this surface temperature, the increase of d/d_o due to the presence of the second droplet is smaller than that of 110 °C and 160 °C.

Fig. 15 shows the visualization of the droplet impingement onto a hot solid surface at the surface temperature of 230°C. Fig.15 (a), (b), and (c) correspond to the cases of 0EG, 10EG, and 20EG, respectively. The research on the droplet interaction, such as conducted by Piskunov et al. [22] and Kuznetsov et al. [35], points out the importance of investigating this phenomenon, which strongly affected by component concentrations and fluid properties. In figure 15(a), the first droplet bounces and moves from the initial impact position. While Fig. 15(b) shows that the first droplet of the 10EG maintains its position, so the second droplet can significantly improve the d/d_o since it completely hits the first droplet. During the impact phenomena of 10EG, the first droplet tends to stay in the initial position because of the slower rate of the boiling process. In addition, the droplet only experiences a small change of the surface tension, the impact phenomena of the 20EG depicted in Fig 15(c). Here, the 20EG droplet shows similar behavior to that of 10EG, whereas the first droplet tends to maintain its initial position. Both phenomena can be classified into the regime of coalescence in which the droplets merge into a single droplet and support the cooling process, as suggested by Piskunov et al. [22]. Although the evaporation rate in the high temperature leads to the presence of a gas-vapor layer around the droplet, the kinetic energy of the second droplet is able to overcome the layer. Therefore the coalescence process occurred. Equally important, this finding reveals the effect of ethylene glycol addition on droplet behavior, in which the addition increases the boiling point of the mixtures. Furthermore, it delays the formation of the thin gas film under the droplet. Hence, it is able to hold its position until the impact of the second droplet.

3.3. Maximum spreading ratio

Fig. 16 shows the effect of the surface temperatures and ethylene glycol concentration on the maximum d/d_o obtained from the present work. As shown in the figure, in the range of the surface temperatures of 110°C to 120 °C, the maximum d/d_o is

affected by the dynamics of the impacting of the first and second droplets. On the other hand, in the temperature range of 130°C to 230 °C, the first droplet experience various phenomena, such as the evaporation, the bubble generation, and the presence of secondary droplets. It causes the fluctuation of the maximum d/d_o . If the surface temperature is increased higher than 240 °C, the thin vapor layer below the first droplet leads the bouncing of the first droplet from the hot surface. Consequently, the maximum d/d_o after the presence of the second droplet does not increase significantly.

Next, the comparison of the maximum spreading ratio obtained from the present work and available correlation from the previous researches, as indicated in Table 4, is depicted in Fig. 16. The figure also consists of the data of Deendarlianto [1], who investigated the behavior of droplets impacting two modules of stainless steel coated by TiO₂. The figure reveals that the behavior of the first droplet impacts strongly affecting by Weber number as suggested by Liang et al. [47] and Hatta et al. [48]. From those facts, it can be noticed that the available correlations were formulated only based on the first droplet impact phenomena. As shown in the figure, the correlation from Liang et al. [47] and Hatta et al. [48]. Overpredict to the present experimental data. The possible reason for the discrepancy is that the available correlations were developed under different experimental conditions such as solid surface material and liquid properties. Furthermore, the present data underestimate to that of Deendarlianto et al. [1] who conducted the experimental study under a higher impact velocity. The above facts indicate that the maximum spreading velocity of a droplet impacting a hot solid surface is strongly affected by the experimental conditions and the liquid properties. Hence, it is important to conduct a further experimental study to obtain high-quality data to formulate a new correlation, which represents the physics of successive droplets impacting onto a hot solid surface.

The Weber number becomes one of the most important parameters to explain the change of droplet behavior associated with initial force and surface tension force [11]. As

mentioned in Table 2, it is understood that the addition of ethylene glycol, triggering the change of several fluid properties, directly affects the Weber number. In detail, the Weber numbers of 0EG, 10EG, and 20EG solution are 55.85, 67.02, and 81.73, respectively. Fig. 17 depicts the effect of Weber number on the maximum spreading ratio of the droplet. In general, it consists of the data on the condition after the first and second droplet impact. Each point represents the average of data gathered from a surface temperature between 110 °C to 240 °C, with an interval of 10 °C. The figure shows that the maximum spreading ratio, both after the first and second droplet impact, rise as the increase of Weber number. For instance, on the phenomenon after the impact of the second droplet, the maximum spreading ratio at Weber number of 55.85 is 2.17. The maximum spreading ratio increases to 2.29 at Weber number of 67.02 and becomes larger, around 2.58, at the Weber number of 81.73.

Further analysis should be conducted to support the findings related to droplet behavior. While the Weber number has successfully described the dynamics of the droplet during the impact, in-depth analysis covering the effect of those fluid properties should be elaborated by utilizing the Ohnesorge number as suggested by Chen et al. [49]. Ohnesorge number, as indicated in Table 2 for all of the working fluid, is strongly related to the resistive force during the spreading process. Fig. 18 shows that the increase of Ohnesorge number is also followed by an increase in the maximum spreading ratio. Close observation of the figure reveals that the ratio of the increase of Ohnesorge number is slightly higher than that of the ratio of increase of the spreading ratio. This means that the effect of viscosity is more dominant than that of surface tension during the impacting of successive droplets onto a horizontal hot solid surface. The figure shows that the increase of the maximum d/d_0 due to the addition of 10 %, and 20 % ethylene glycol on the pure water solution is obtained around 6.2% and 19.3%, respectively. In addition, the increase of maximum d/d_0 due to the presence of the second droplet on the 0EG, 10EG, and 20EG

droplets are 24.8 %, 33.3 %, and 31.4 %, respectively. Therefore, it can be concluded that the increase of the concentration of ethylene glycol, which directly reduces the surface tension, increases the spreading ratio.

Conclusions

The visualization study of the effect of the concentration of ethylene glycol on the interfacial dynamics of the successive droplets impacting onto a horizontal hot solid surface was carried out. The concentration of ethylene glycol on the solution was varied from 0 to 20 %. The results are summarized as follows:

1. Ethylene glycol plays a significant role in the dynamic behavior of the successive droplets impacting onto a horizontal hot solid surface. At the surface temperature of 110 °C, the increase of the concentration of ethylene glycol causes the decrease of the droplet oscillation after the spreading phase. In addition, the postpone growth of tiny bubbles was also detected due to the addition of the concentration of ethylene glycol.
2. The addition of the concentration of ethylene glycol decreases the spreading velocity. It is strongly affected by the presence of resistant forces, which increases as the increase of the liquid viscosity. Next, the formation of the secondary droplet is delayed with the increase of the concentration of ethylene glycol.
3. The presence of the second droplet, in general, improves the wetting area of the droplet. The droplet at the surface temperature of 110 °C sticks with the hot surfaces during the presence of the second droplet, which leads to the effective coalescence phenomenon. While at the temperature of 160 °C and 210 °C, the first droplet has experienced the volume decrease due to secondary droplets.
4. The Weber number plays an important role on the maximum spreading diameter during the impacting of multiple droplets onto a hot solid surface, in which the

higher the Weber number, the higher the maximum spreading droplet diameter of both first and second droplets.

5. Addition of ethylene glycol causes the increase of the maximum d/d_o . The increase of the maximum d/d_o due to the addition of 10 % and 20 % ethylene glycol on the pure water solution is obtained around 6.2% and 19.3%, respectively. Furthermore, the presence of the second droplet improves the wettability of the droplet. The increase of maximum d/d_o due to the presence of the second droplet on the 0EG, 10EG, and 20EG droplets are 24.8 %, 33.3%, and 31.4 %, respectively.

Acknowledgements

The work was carried out within a special research project funded by Gadjah Mada University under the scheme of “Rekognisi Tugas Akhir”. The project number is 2127/UN1/DITLIT/DIT-LIT/LT/2019. The authors also would like to express their sincere appreciation to the member of the Fluid Mechanics Laboratory, Department of Mechanical and Industrial Engineering, Faculty of Engineering Gadjah Mada University, for their support.

REFERENCES

- [1] Deendarlianto, Y. Takata, S. Hidaka, Indarto, A. Widyaparaga, S. Kamal, Purnomo, M. Kohno, Effect of static contact angle on the droplet dynamics during the evaporation of a water droplet on the hot walls, *Int. J. Heat Mass Transf.* 71 (2014) 691–705. <https://doi.org/10.1016/j.ijheatmasstransfer.2013.12.066>.
- [2] J.D. Bernardin, C.J. Stebbins, I. Mudawar, Mapping of impact and heat transfer regimes of water drops impinging on a polished surface, *Int. J. Heat Mass Transf.* 40 (1997) 247–267. [https://doi.org/10.1016/0017-9310\(96\)00119-6](https://doi.org/10.1016/0017-9310(96)00119-6).
- [3] S.L. Manzello, J.C. Yang, An experimental investigation of water droplet impingement on a heated wax surface, *Int. J. Heat Mass Transf.* 47 (2004) 1701–1709. <https://doi.org/10.1016/j.ijheatmasstransfer.2003.10.020>.
- [4] J. Shen, C. Graber, J. Liburdy, D. Pence, V. Narayanan, Simultaneous droplet impingement dynamics and heat transfer on nano-structured surfaces, *Exp. Therm. Fluid Sci.* 34 (2010) 496–503. <https://doi.org/10.1016/j.expthermflusci.2009.02.003>.
- [5] A.S. Moita, A.L.N. Moreira, Drop impacts onto cold and heated rigid surfaces: Morphological comparisons, disintegration limits and secondary atomization, *Int. J. Heat Fluid Flow.* 28 (2007) 735–752. <https://doi.org/10.1016/j.ijheatfluidflow.2006.10.004>.
- [6] A.K. Thokchom, Q. Zhou, D. Kim, D. Ha, T. Kim, Characterizing Self-assembly and

- Deposition Behavior of Nanoparticles in, *Sensors Actuators B. Chem.* (2017).
<https://doi.org/10.1016/j.snb.2017.06.045>.
- [7] M. Eslamian, Spray-on Thin Film PV Solar Cells: Advances, Potentials and Challenges, *Coatings*. 4 (2014) 60–84. <https://doi.org/10.3390/coatings4010060>.
- [8] M.D. King, J.C. Yang, W.C. Chien, W.L. Grosshandler, Evaporation of a small water droplet containing an additive, in: *Proc. 32nd ASME Natl. Heat Transf. Conf.*, 1997.
- [9] Q. Cui, S. Chandra, S. McCahan, The effect of dissolving salts in water sprays used for quenching a hot surface: Part 1 - Boiling of singled droplets, *J. Heat Transfer*. 125 (2003) 326–332. <https://doi.org/10.1115/1.1532010>.
- [10] S.L. Manzello, J.C. Yang, On the collision dynamics of a water droplet containing an additive on a heated solid surface, *Proc. R. Soc. A Math. Phys. Eng. Sci.* 458 (2002) 2417–2444. <https://doi.org/10.1098/rspa.2002.0980>.
- [11] Š. Šikalo, E.N. Ganić, Phenomena of droplet-surface interactions, *Exp. Therm. Fluid Sci.* 31 (2006) 97–110. <https://doi.org/10.1016/j.expthermflusci.2006.03.028>.
- [12] Deendarlianto, Y. Takata, A. Widyatama, A.I. Majid, A. Wiranata, A. Widyaparaga, M. Kohno, S. Hidaka, Indarto, The interfacial dynamics of the micrometric droplet diameters during the impacting onto inclined hot surfaces, *Int. J. Heat Mass Transf.* 126 (2018) 39–51. <https://doi.org/10.1016/j.ijheatmasstransfer.2018.05.023>.
- [13] S. Chandra, C.T. Avedisian, On the Collision of a Droplet with a Solid Surface, *Proc. R. Soc. A Math. Phys. Eng. Sci.* 432 (1991) 13–41. <https://doi.org/10.1098/rspa.1991.0002>.
- [14] G. Liang, I. Mudawar, Review of drop impact on heated walls, *Int. J. Heat Mass Transf.* 106 (2017) 103–126. <https://doi.org/10.1016/j.ijheatmasstransfer.2016.10.031>.
- [15] Y.S. Ko, S.H. Chung, An experiment on the breakup of impinging droplets on a hot surface, *Exp. Fluids*. 21 (1996). <https://doi.org/10.1007/BF00193915>.
- [16] G. Liang, X. Mu, Y. Guo, S. Shen, S. Quan, J. Zhang, Contact vaporization of an impacting drop on heated surfaces, *Exp. Therm. Fluid Sci.* 74 (2016) 73–80. <https://doi.org/10.1016/j.expthermflusci.2015.11.027>.
- [17] N. Laan, K.G. De Bruin, D. Bartolo, C. Josserand, D. Bonn, Maximum diameter of impacting liquid droplets, *Phys. Rev. Appl.* 2 (2014) 1–7. <https://doi.org/10.1103/PhysRevApplied.2.044018>.
- [18] S.G. Whisenant, L.F. Bouse, R.A. Crane, R.W. Bovey, Droplet size and spray volume effects on honey mesquite mortality with clopyralid, 46 (2015) 257–261. <https://doi.org/10.2307/4002618>.
- [19] D.R. Shaw, W.H. Morris, E.P. Webster, D.B. Smith, Effects of Spray Volume and Droplet Size on Herbicide Deposition and Common Cocklebur (*Xanthium strumarium*) Control, 14 (2000) 321–326. [https://doi.org/10.1614/0890-037X\(2000\)014\[0321:EOSVAD\]2.0.CO;2](https://doi.org/10.1614/0890-037X(2000)014[0321:EOSVAD]2.0.CO;2).
- [20] X. Zhang, O. Basaran, Dynamic Surface Tension Effects in Impact of a Drop with a Solid Surface, *J. Colloid Interface Sci.* 187 (1997) 166–78. <https://doi.org/10.1006/jcis.1996.4668>.
- [21] T. Wibowo, A. Widyatama, S. Kamal, Indarto, Deendarlianto, The dynamics behavior of successive multiple droplets impacting onto hot surface under high concentration of ethylene glycol aquades solution, *AIP Conf. Proc.* (2018) 30009. <https://doi.org/10.1063/1.5049981>.
- [22] M.V. Piskunov, N.E. Shlegel, P.A. Strizhak, R.S. Volkov, Experimental research into collisions of homogeneous and multi-component liquid droplets, *Chem. Eng. Res. Des.* 150 (2019) 84–98. <https://doi.org/10.1016/j.cherd.2019.07.030>.
- [23] C. Tang, M. Qin, X. Weng, X. Zhang, P. Zhang, J. Li, Z. Huang, Dynamics of droplet

- impact on solid surface with different roughness, *Int. J. Multiph. Flow.* 96 (2017) 56–69. <https://doi.org/10.1016/j.ijmultiphaseflow.2017.07.002>.
- [24] Y. Takata, M. Kohno, S. Hidaka, T. Wakui, The effects of the surface roughness on the dynamic behavior of the successive micrometric droplets impacting onto inclined hot surfaces, *Int. J. Heat Mass Transf.* 101 (2016) 1217–1226. <https://doi.org/10.1016/j.ijheatmasstransfer.2016.05.132>.
- [25] M.L. Hakim, T. Wibowo, A. Widyatama, Deendarlianto, Indarto, The effect of surface roughness on dynamic behaviour of the successive multiple droplets impacting onto aluminium hot surfaces, *IOP Conf. Ser. Mater. Sci. Eng.* 434 (2018). <https://doi.org/10.1088/1757-899X/434/1/012183>.
- [26] T. Wibowo, A. Widyatama, S. Kamal, Indarto, Deendarlianto, The effects of the material conductivity on the dynamics behavior of the multiple droplets impacting onto hot surface, *AIP Conf. Proc.* (2018) 20015. <https://doi.org/10.1063/1.5046211>.
- [27] E.R. Negeed, M. Albeirutty, Y. Takata, Dynamic behavior of micrometric single water droplets impacting onto heated surfaces with TiO₂ hydrophilic coating, *Int. J. Therm. Sci.* 79 (2014) 1–17. <https://doi.org/10.1016/j.ijthermalsci.2013.12.011>.
- [28] H. Fujimoto, S. Yoshimoto, K. Takahashi, T. Hama, H. Takuda, Deformation behavior of two droplets successively impinging obliquely on hot solid surface, *Exp. Therm. Fluid Sci.* 81 (2017) 136–146. <https://doi.org/10.1016/j.expthermflusci.2016.10.009>.
- [29] T. Zhang, J.P. Muthusamy, J. Alvarado, A. Kanjirakat, Reza Sadr, Experimental and Numerical Visualization of Droplet-Induced Crown Splashing Dynamics, *J. Heat Transf.* 139 (2017) 935799. <https://doi.org/10.1115/1.4035579>.
- [30] J.P. Muthusamy, T. Zhang, J. Alvarado, A. Kanjirakat, Effects of High Frequency Droplet Train Impingement on Crown Propagation Dynamics and Heat Transfer, 138 (2016) 1–2. <https://doi.org/https://doi.org/10.1115/1.4032231>.
- [31] H. Fujimoto, Y. Oku, T. Ogihara, H. Takuda, Hydrodynamics and boiling phenomena of water droplets impinging on hot solid, *Int. J. Multiph. Flow.* 36 (2010) 620–642. <https://doi.org/10.1016/j.ijmultiphaseflow.2010.04.004>.
- [32] W. Jia, H.H. Qiu, Experimental investigation of droplet dynamics and heat transfer in spray cooling, *Exp. Therm. Fluid Sci.* 27 (2003) 829–838. [https://doi.org/10.1016/S0894-1777\(03\)00015-3](https://doi.org/10.1016/S0894-1777(03)00015-3).
- [33] H. Fujimoto, A.Y. Tong, H. Takuda, Interaction phenomena of two water droplets successively impacting onto a solid surface, *Int. J. Therm. Sci.* 47 (2008) 229–236. <https://doi.org/10.1016/j.ijthermalsci.2007.02.006>.
- [34] A.Y. Tong, S. Kasliwal, H. Fujimoto, On the Successive Impingement of Droplets Onto a Substrate, *Numer. Heat Transf. Part A Appl.* 52 (2007) 531–548. <https://doi.org/10.1080/10407780701303716>.
- [35] G.V. Kuznetsov, N.E. Shlegel, Y. Solomatin, P.A. Strizhak, Combined techniques of secondary atomization of multi-component droplets, *Chem. Eng. Sci.* 209 (2019) 115199. <https://doi.org/10.1016/j.ces.2019.115199>.
- [36] M.A. Clay, M.J. Miksis, M.A. Clay, M.J. Miksis, Effects of surfactant on droplet spreading, *Phys. Fluids.* 16 (2004) 3070–3078. <https://doi.org/10.1063/1.1764827>.
- [37] P. Pontes, E. Teodori, A.S. Moita, A.L.N. Moreira, U. De Lisboa, Time Resolved Infrared Analysis of Droplet Impacts onto Heated Surfaces Under Extreme Wetting Scenarios, (2017) 6–8. <https://doi.org/10.4995/ILASS2017.2017.5012>.
- [38] S. Devireddy, C.S.R. Mekala, V.R. Veeredhi, Improving the cooling performance of automobile radiator with ethylene glycol water based TiO₂ nanofluids, *Int. Commun. Heat Mass Transf.* 78 (2016) 121–126. <https://doi.org/10.1016/j.icheatmasstransfer.2016.09.002>.

- [39] W.H. Mitrakusuma, S. Kamal, Indarto, M. Dyan Susila, Hermawan, Deendarlianto, The dynamics of the water droplet impacting onto hot solid surfaces at medium Weber numbers, *Heat Mass Transf. Und Stoffuebertragung*. 53 (2017) 3085–3097. <https://doi.org/10.1007/s00231-017-2053-0>.
- [40] Taylor J.R., *An Introduction to Error Analysis, The study of uncertainties in physical measurement*, 2nd ed., University Science Books, Sausalito California, 1997.
- [41] V. Mehdi-Nejad, J. Mostaghimi, S. Chandra, Air bubble entrapment under an impacting droplet, *Phys. Fluids*. 15 (2003) 173–183. <https://doi.org/10.1063/1.1527044>.
- [42] C. Bai, A.D. Gosman, Development of methodology for spray impingement simulation, *SAE Tech. Pap.* 950283 (1995) 69–87. <https://doi.org/10.4271/950283>.
- [43] H.Y. Kim, J.H. Chun, The recoiling of liquid droplets upon collision with solid surfaces, *Phys. Fluids*. 13 (2001) 643–659. <https://doi.org/10.1063/1.1344183>.
- [44] H. Fujimoto, S. Ito, I. Takezaki, Experimental study of successive collision of two water droplets with a solid, *Exp. Fluids*. 33 (2002) 500–502. <https://doi.org/10.1007/s00348-002-0471-2>.
- [45] A. Riswanda, I. Pranoto, T. Wibowo, Deendarlianto, Indarto, Study on the effect of Weber Number to heat transfer of multiple droplets on hot stainless steel surface, *MATEC Web Conf.* 154 (2018) 0–3. <https://doi.org/10.1051/mateconf/201815401114>.
- [46] G.E. Cossali, M. Marengo, M. Santini, J. Watanabe, Secondary Droplet Atomisation From Single Drop Impact on Heated Surfaces, *ILASS Eur.* 2002. (2002).
- [47] G. Liang, S. Shen, Y. Guo, J. Zhang, Boiling from liquid drops impact on a heated wall, *Int. J. Heat Mass Transf.* 100 (2016) 48–57. <https://doi.org/10.1016/j.ijheatmasstransfer.2016.04.061>.
- [48] N. Hatta, H. Fujimoto, K. Kinoshita, H. Takuda, Experimental Study of Deformation Mechanism of a Water Droplet Impinging on Hot Metallic Surfaces Above the Leidenfrost Temperature, *J. Fluids Eng. Trans. ASME*. 119 (1997) 692–699. <https://doi.org/10.1115/1.2819300>.
- [49] H. Chen, W. Cheng, Y. Peng, L. Jiang, Dynamic Leidenfrost temperature increase of impacting droplets containing high-alcohol surfactant, *Int. J. Heat Mass Transf.* 118 (2018) 1160–1168. <https://doi.org/10.1016/j.ijheatmasstransfer.2017.11.100>.

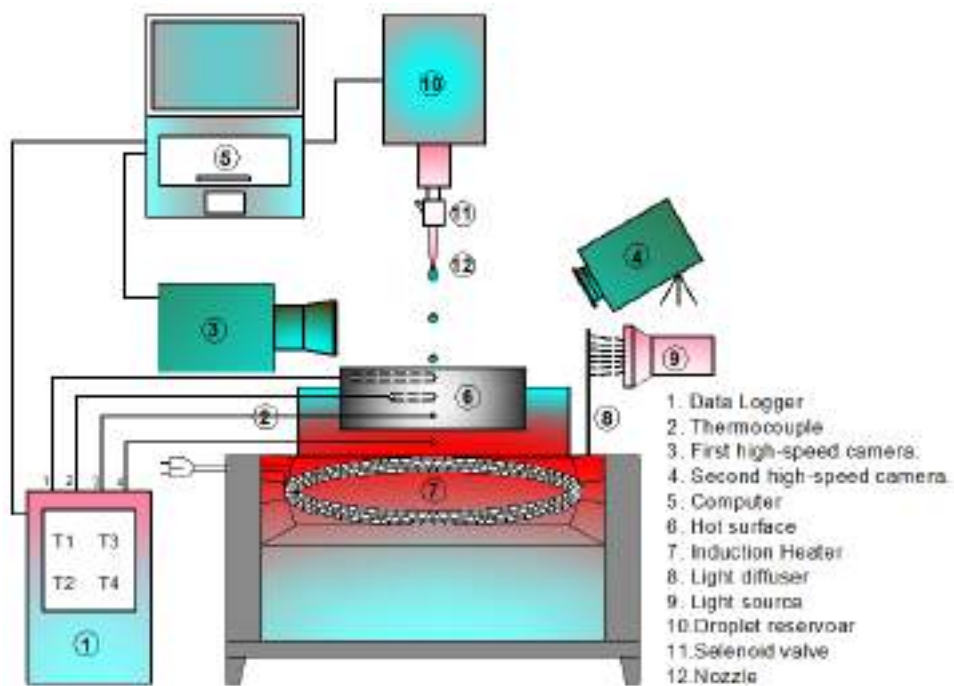


Fig. 1. The schematic diagram of the experimental apparatus.




Fig. 2. Inside view of the induction heater used in the experiment



Fig. 3. The stainless steel material

Table 1

The physical properties of tested liquid droplets at room temperature.

Fluids	ρ (kg/m ³)	σ (N/m)	μ (Pa.s)	d (mm)	v (m/s)
Pure water (0EG)	997	0.071	0.0008	3.15	1.1
10% ethylene glycol water solution (10EG)	1008	0.057	0.0011	3.12	1.1
20% ethylene glycol water solution (20EG)	1020	0.048	0.0014	3.16	1.1

Table 2

The dimensionless parameter

Fluids	We	Re	Oh
Pure water (0EG)	55.85	4457.8	0.00166
10% ethylene glycol water solution (10EG)	67.02	3093.9	0.00264
20% ethylene glycol water solution (20EG)	81.73	2278.9	0.00350

Table 3

The uncertainty of We

Fluid of droplet	The height of syringe, h (m)	Δh (m)	Droplet diameter, D (m)	ΔD (m)	Droplet velocity, V (m/s)	ΔV (m/s)	We	ΔWe
0EG	0.050	0.001	0.00315	0.000069	1.1	0.0035	55.85	1.24
10EG	0.050	0.001	0.00312	0.000069	1.1	0.0035	67.02	1.48
20EG	0.050	0.001	0.00316	0.000069	1.1	0.0035	81.73	1.54

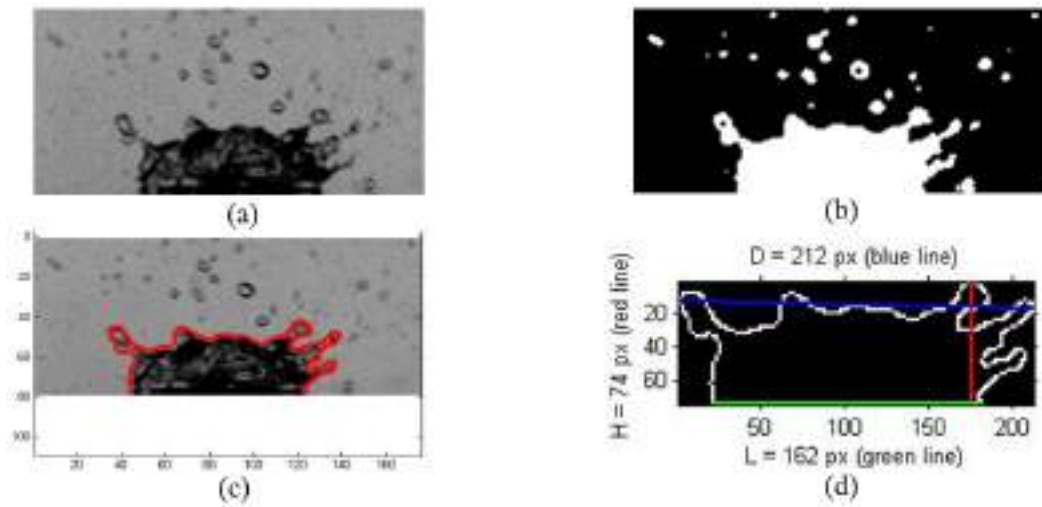


Fig. 4. The sequence steps of image processing technique used in the present work. (a) raw image, (b) binary image, (c) the object perimeter, (d) parameter measurement

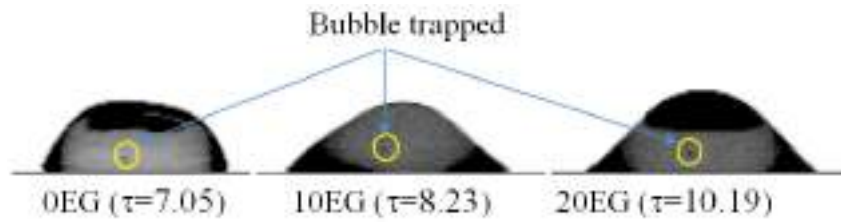


Fig. 5. Rise bubble entrainment at temperature 110°C

First Droplet						
τ	0EG		10EG		20EG	
	Front view	3D view 30°	Front view	3D view 30°	Front view	3D view 30°
0						
1.17						
2.35						
3.52						
5.87						
8.23						
10.5						
14.8						
Second Droplet						
τ	0EG		10EG		20EG	
	Front view	3D view 30°	Front view	3D view 30°	Front view	3D view 30°
93.2						
94.0						
98.7						

Fig. 6. The sequence images of the successive multiple droplets impacting the hot surface of 0EG, 10EG, and 20EG at temperature 110°C

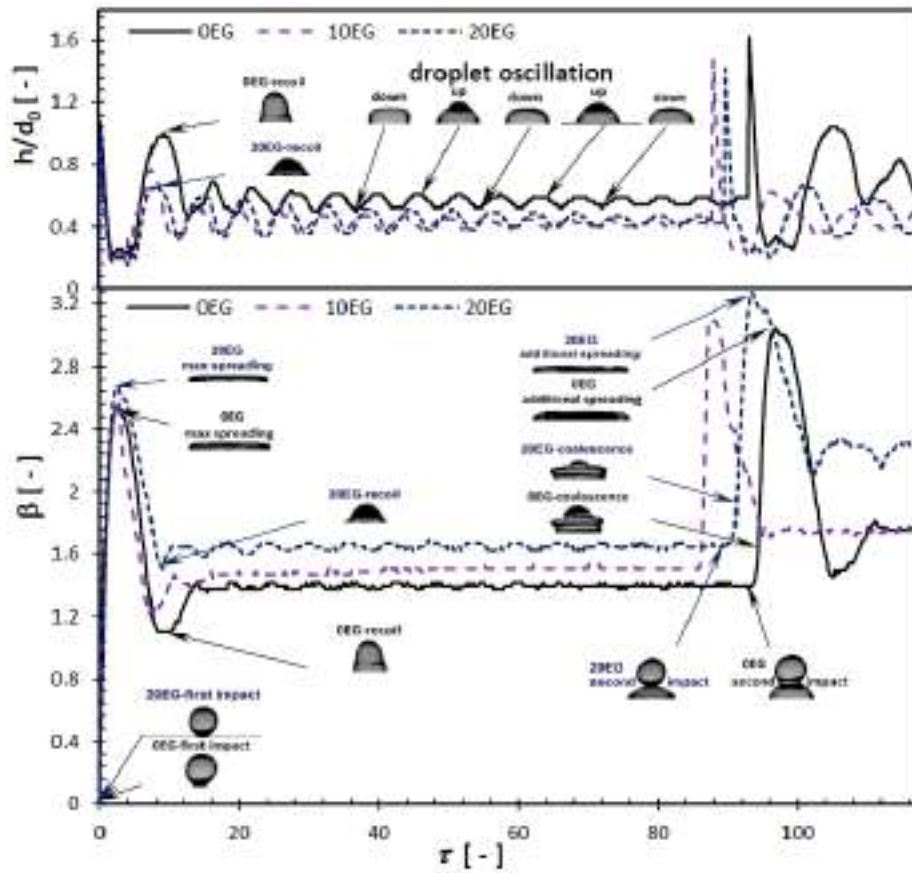


Fig. 7. The evolution of spreading ratio and apex of successive multiple droplets 0EG, 10EG, and 20EG at temperature 110°C

First Droplet						
τ	0EG		10EG		20EG	
	Front view	3D view 30°	Front view	3D view 30°	Front view	3D view 30°
0						
1.17						
2.35		coalescence 				
3.52						
5.87						
8.23						
10.5						
42.3						
66.6						
Second Droplet						
τ	0EG		10EG		20EG	
	Front view	3D view 30°	Front view	3D view 30°	Front view	3D view 30°
90.1						
90.9						
94.0						

Fig. 8. The sequence of images of the successive multiple droplets impact process of 0EG, 10EG, and 20EG at temperature 160°C

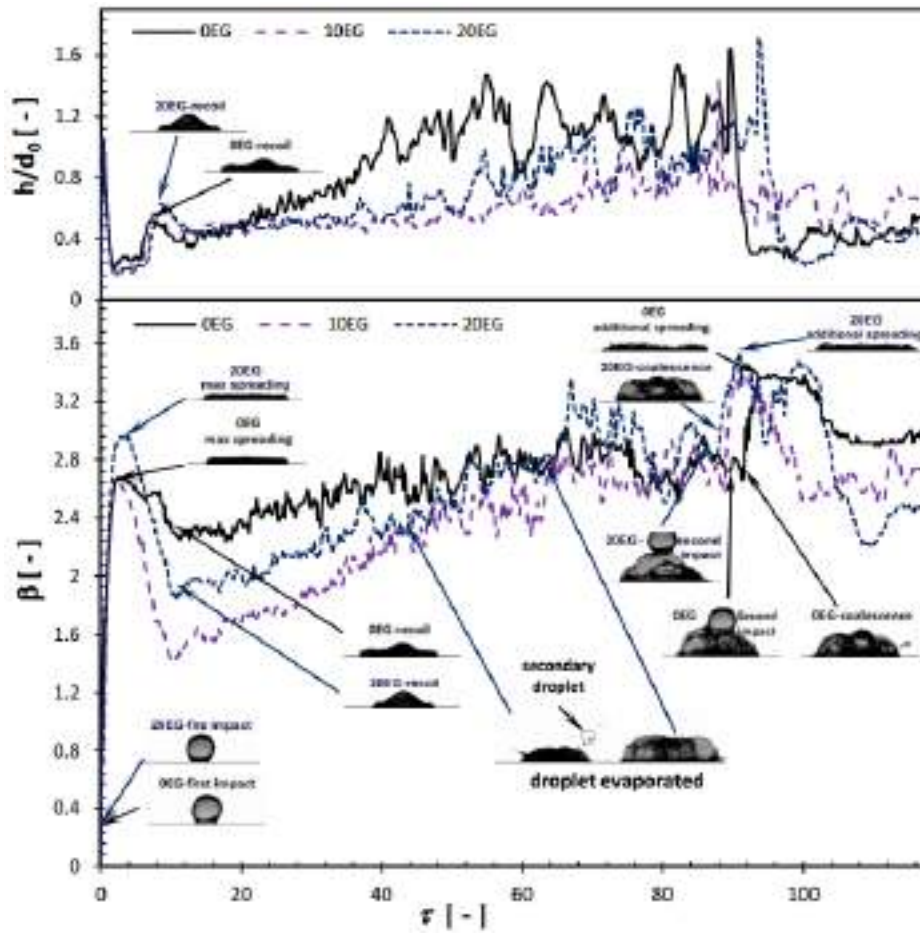


Fig. 9. The evolution of spreading ratio and apex of successive multiple droplets 0EG, 10EG, and 20EG at temperature 160°C




Fig. 10. Droplet spread increasing due to the expansion of bubble entrainment at the bubble inside the droplet at temperature 160°C

First Droplet						
τ	0EG		10EG		20EG	
	Front view	3D view 30°	Front view	3D view 30°	Front view	3D view 30°
0						
1.17						
2.35						
3.52						
5.87						
8.23						
10.5						
Second Droplet						
τ	0EG		10EG		20EG	
	Front view	3D view 30°	Front view	3D view 30°	Front view	3D view 30°
90.2						
91.7						
92.5						
100.3						

Fig. 11. The sequence of the images of the successive multiple droplets impact onto the hot solid surface of 210°C

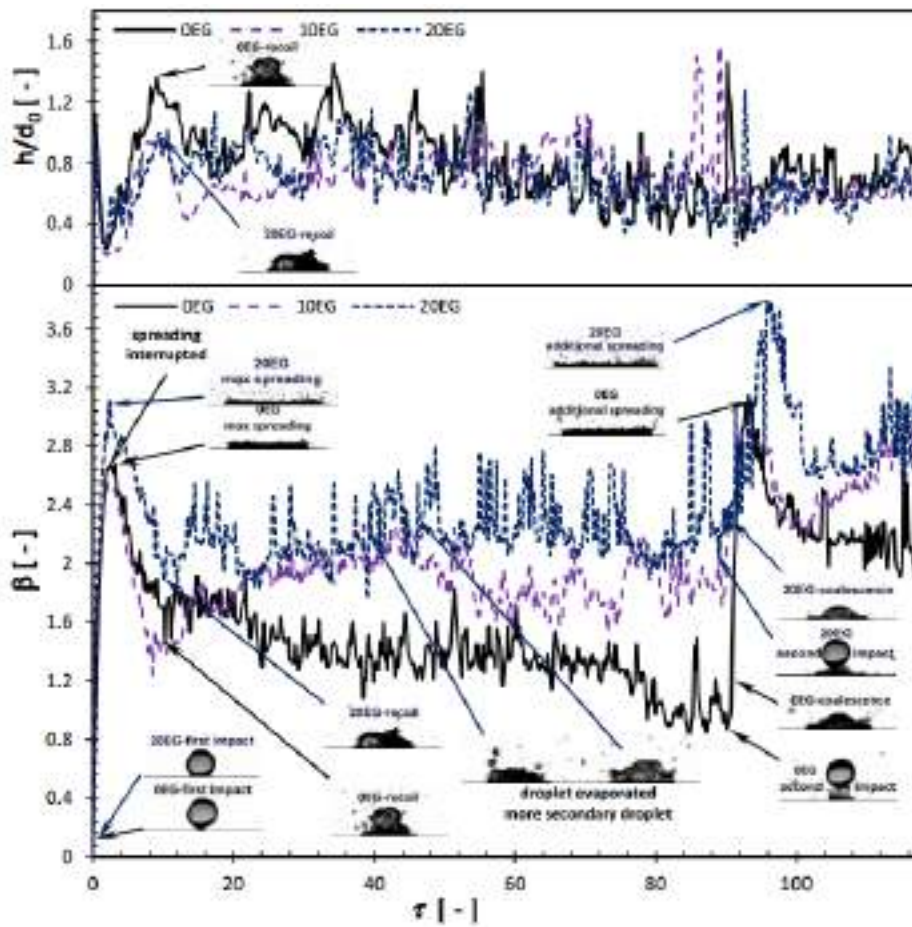


Fig. 12. The evolution of the spreading ratio and the apex height of successive multiple droplets of 0EG, 10EG, and 20EG at the surface temperature 210°C




Fig. 13. Visualization of the apex maximum droplets at 210°C




Fig. 14. The Visualization of the coalescence of the droplets at 20EG droplet




Fig. 15. Visualization of the droplets coalescence at the surface temperature 230°C

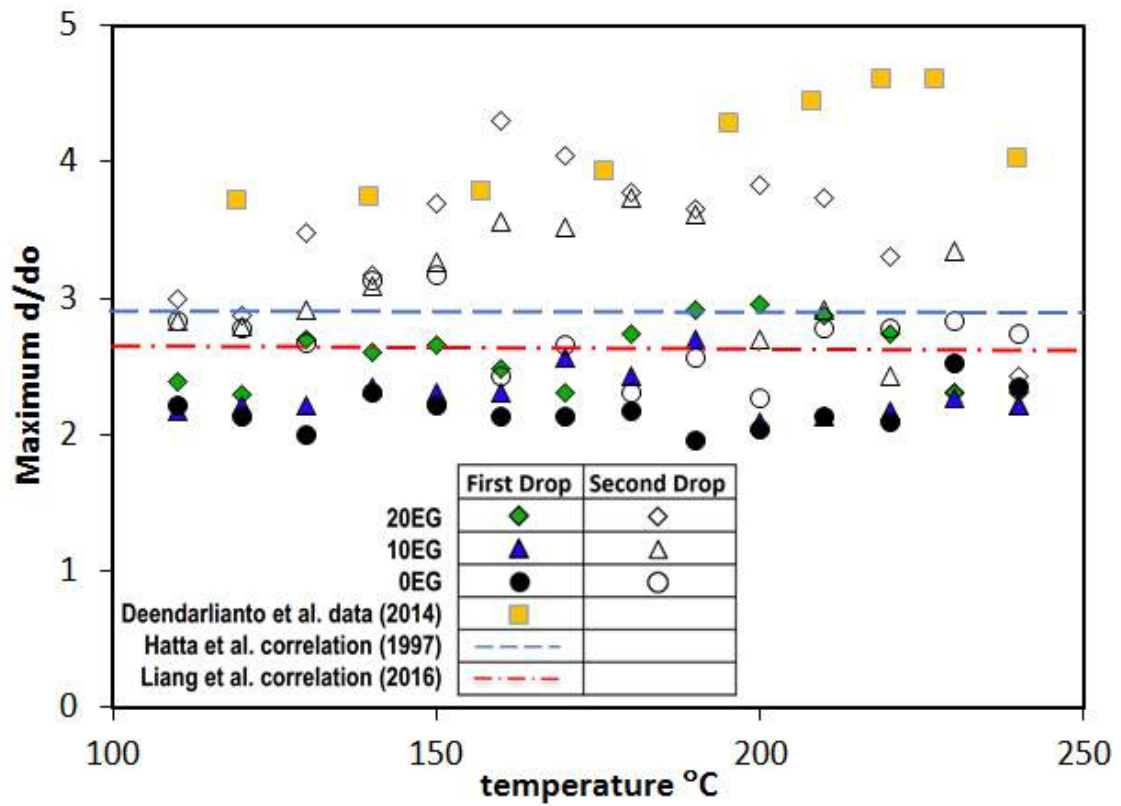


Fig. 16. Spreading ratio maximum at first droplet and the second droplet

Table 4

The correlations of maximum spreading diameter obtained from previous studies

Author	Fluid (s) / Wall material (s)	Experimental Correlation
Liang et al. [47]	Water, ethanol and butanol, polished stainless steel	$D_{max}^* = 0.788We^{0.306}$
Hatta et al. [48]	Water, Inconel 625, stainless steel	$D_{max}^* = 0.093 We^{0.74} + 1$

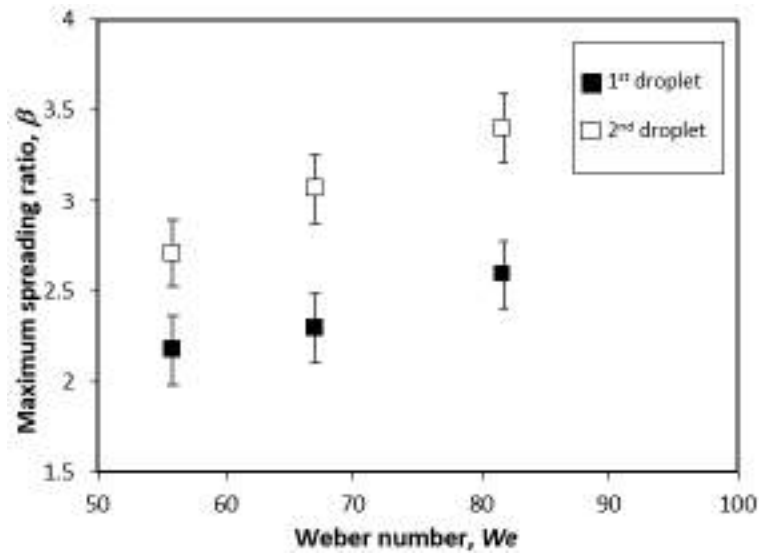


Fig. 17. The relationship between the Weber number and the maximum spreading diameter of both first and second droplets during the impacting of multiple droplet onto a hot solid surface

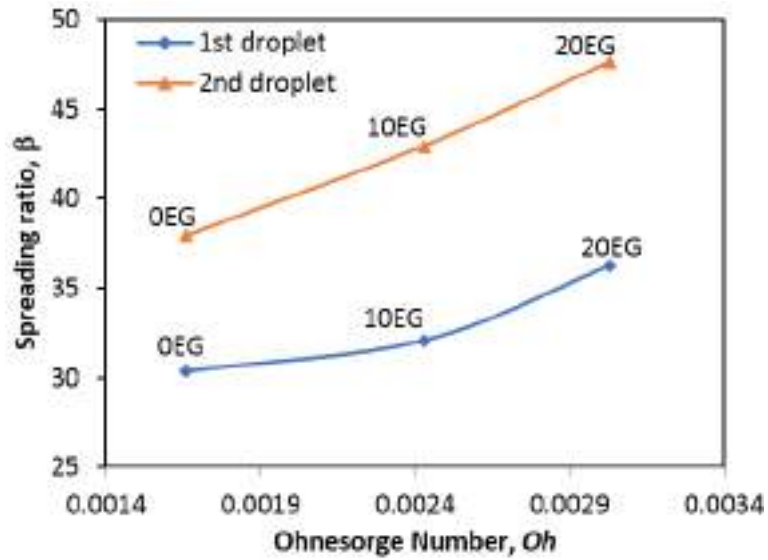


Fig. 18. The effect of Ohnesorge number on the cumulative maximum spreading ratio after the presence of the first droplet and second droplet

Yogyakarta (Indonesia), June 28th, 2019

To: Editor in Chief of **International Journal of Thermal Sciences**
Paper submission for the **International Journal of Thermal Sciences**

Dear Sir/Madam,

We would like to submit an original manuscript for the publication in “**International Journal of Thermal Sciences**” title:

The effect of the concentration of ethylene glycol on the interfacial dynamics of the successive droplets impacting onto horizontal hot solid surface

The authors of the paper are:

Teguh Wibowo, Arif Widyatama, Samsul Kamal, Indarto, Deendarlianto

Here we would like to inform you that the paper does not contain the conflict of interest with any other parties, and it is purely academic research. Thank you very much for your cooperation.

With Best Regards

Dr. Deendarlianto
Department of Mechanical & Industrial Engineering,
Faculty of Engineering, Gadjah Mada University,
Jalan Grafika No. 2, Yogyakarta 55281, Indonesia.
Phone & Fax: (+62) 274 521673
Email: deendarlianto@ugm.ac.id



deen darlianto <deendarlianto@ugm.ac.id>

Received revision THESCI_2019_1054_R2

1 message

International Journal of Thermal Sciences <EvisSupport@elsevier.com>

Fri, Feb 7, 2020 at 9:52 AM

Reply-To: thesci@elsevier.com

To: deendarlianto@ugm.ac.id

This message was sent automatically.

Ref: THESCI_2019_1054_R2

Title: The effect of ethylene glycol concentration on the interfacial dynamics of the successive droplets impacting onto a horizontal hot solid surface

Journal: International Journal of Thermal Sciences

Dear Dr. Deendarlianto,

Thank you for submitting your revised manuscript for consideration for publication in International Journal of Thermal Sciences . Your revision was received in good order.

To track the status of your manuscript, please log into EVISE® http://www.evise.com/evise/faces/pages/navigation/NavController.jspx?JRNL_ACR=THESCI and locate the submission under the header 'My Submissions with Journal' on your 'My Author Tasks' view.

We appreciate your submitting your revision to this journal.

Kind regards,

International Journal of Thermal Sciences

Have questions or need assistance?

For further assistance, please visit our [Customer Support](#) site. Here you can search for solutions on a range of topics, find answers to frequently asked questions, and learn more about EVISE® via interactive tutorials. You can also talk 24/5 to our customer support team by phone and 24/7 by live chat and email.

Copyright © 2018 Elsevier B.V. | [Privacy Policy](#)

Elsevier [B.V.](#), [Radarweg 29](#), [1043 NX Amsterdam](#), [The Netherlands](#), Reg. No. 33156677.

Acceptance Letter



deen darlianto <deendarlianto@ugm.ac.id>

Decision on submission to International Journal of Thermal Sciences

1 message

International Journal of Thermal Sciences <em@editorialmanager.com>
Reply-To: International Journal of Thermal Sciences <thesci@elsevier.com>
To: Deendarlianto Deendarlianto <deendarlianto@ugm.ac.id>

Thu, Aug 20, 2020 at 10:22 AM

Manuscript Number: THESCI_2019_1054R2

The effect of ethylene glycol concentration on the interfacial dynamics of the successive droplets impacting onto a horizontal hot solid surface

Dear Dr Deendarlianto,

Thank you for submitting your manuscript to International Journal of Thermal Sciences.

I am pleased to inform you that your manuscript has been accepted for publication.

My comments, and any reviewer comments, are below.

Your accepted manuscript will now be transferred to our production department. We will create a proof which you will be asked to check, and you will also be asked to complete a number of online forms required for publication. If we need additional information from you during the production process, we will contact you directly.

We appreciate you submitting your manuscript to International Journal of Thermal Sciences and hope you will consider us again for future submissions.

Kind regards,
C Balaji
Editor

International Journal of Thermal Sciences

Editor and Reviewer comments:

More information and support

FAQ: When and how will I receive the proofs of my article?

https://service.elsevier.com/app/answers/detail/a_id/6007/p/10592/supporthub/publishing/related/

You will find information relevant for you as an author on Elsevier's Author Hub: <https://www.elsevier.com/authors>

FAQ: How can I reset a forgotten password?

https://service.elsevier.com/app/answers/detail/a_id/28452/supporthub/publishing/

For further assistance, please visit our customer service site: <https://service.elsevier.com/app/home/supporthub/publishing/>

Here you can search for solutions on a range of topics, find answers to frequently asked questions, and learn more about Editorial Manager via interactive tutorials. You can also talk 24/7 to our customer support team by phone and 24/7 by live chat and email

In compliance with data protection regulations, you may request that we remove your personal registration details at any time. (Use the following URL: <https://www.editorialmanager.com/thesci/login.asp?a=r>). Please

10/9/2020

Universitas Gadjah Mada Mail - Decision on submission to International Journal of Thermal Sciences

contact the publication office if you have any questions.